


UNITED NATIONS SYSTEM-WIDE RESULTS

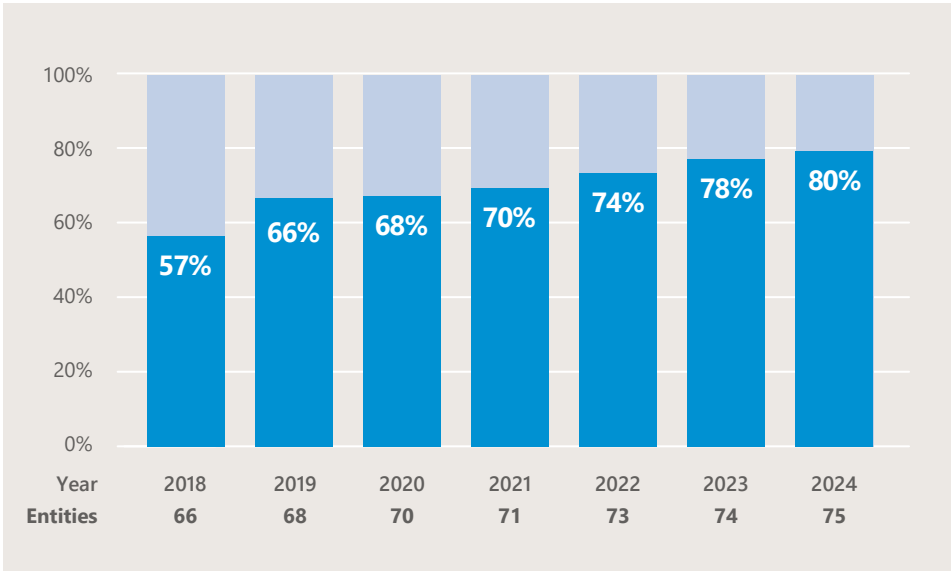
UN-SWAP 2.0 SUMMARY, ANALYSIS AND KEY INSIGHTS 2018-2024



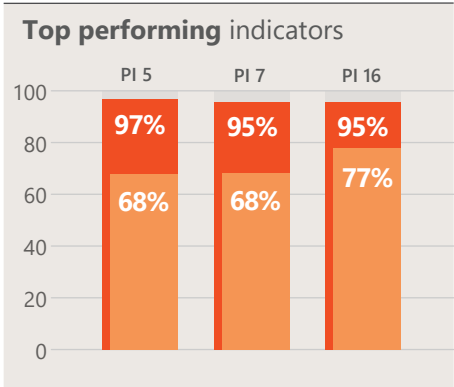
PERCENTAGE OF UN-SWAP RATINGS THAT MET OR EXCEEDED REQUIREMENTS
(Not applicable ratings omitted)

For UN-SWAP 2.0, system-wide performance increased from 57% in 2018 to 80% in 2024, reflecting steady year-on-year progress.

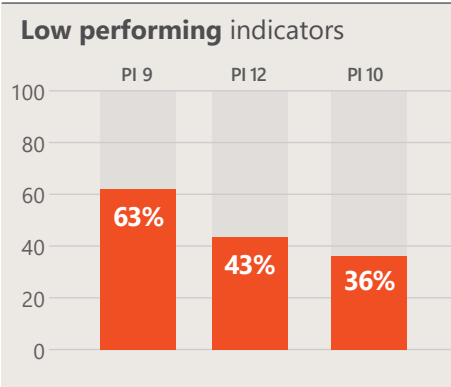
The number of UN-SWAP reporting entities increased from 66 in 2018 to 75 in 2024.



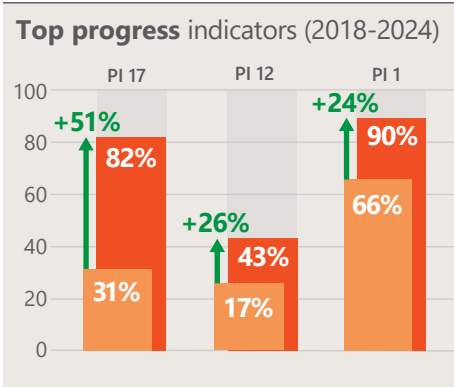
COMPARATIVE ANALYSIS OF PERFORMANCE ON KEY UN-SWAP INDICATORS



- PI 5 Audit**
97% of entities mainstreamed gender considerations in audits
68% of entities conducted a corporate gender audit
- PI 7 Leadership**
95% of entities with senior managers championing GEWE*
68% of entities with senior managers promoting UN-SWAP
- PI 16 Knowledge & Communication**
95% of entities systematically disseminated info on GEWE
77% of entities involved in inter-agency GEWE communities

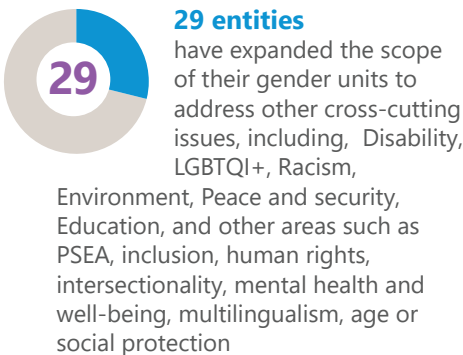
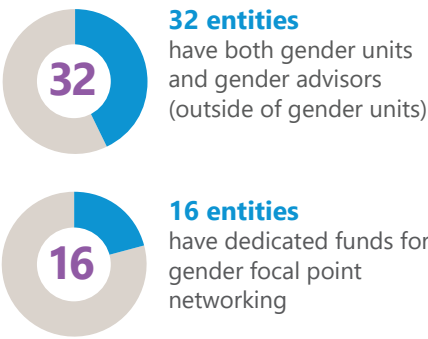
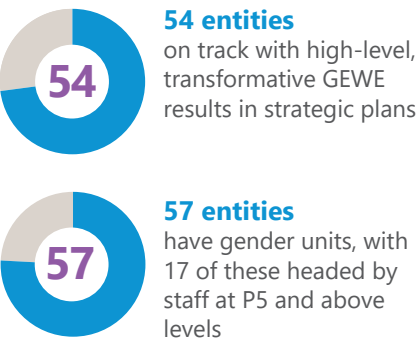


- PI 9 Financial Resource Tracking**
63% of entities used financial tracking mechanisms for GEWE
- PI 12 Equal Representation of Women**
43% of entities reached gender parity across all professional levels
- PI 10 Financial Resource Allocation**
36% of entities met their financial benchmark contributing to GEWE



- PI 17 Coherence**
+51% increase since 2018, reaching 82% in participation in GEWE related inter-agency mechanisms and peer reviews by 2024
- PI 12 Equal Representation of Women**
+26% increase since 2018, with 43% of entities reached gender parity across all professional levels
- PI 1 Strategic Planning Results**
+24% increase since 2018, with 90% of entities on track to achieve high-level GEWE results by 2024

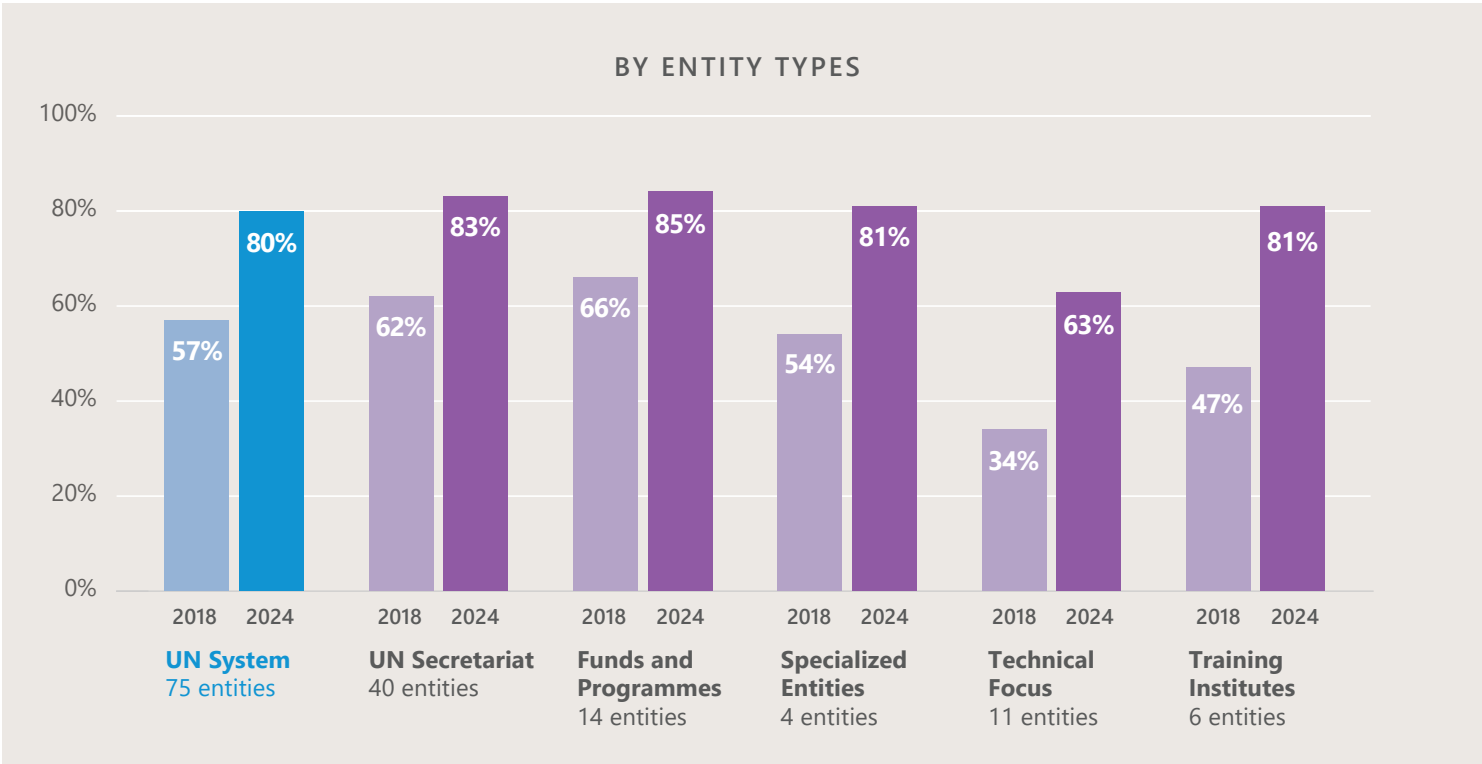
A SNAPSHOT OF THE GENDER ARCHITECTURE ACROSS 75 UN-SWAP REPORTING ENTITIES



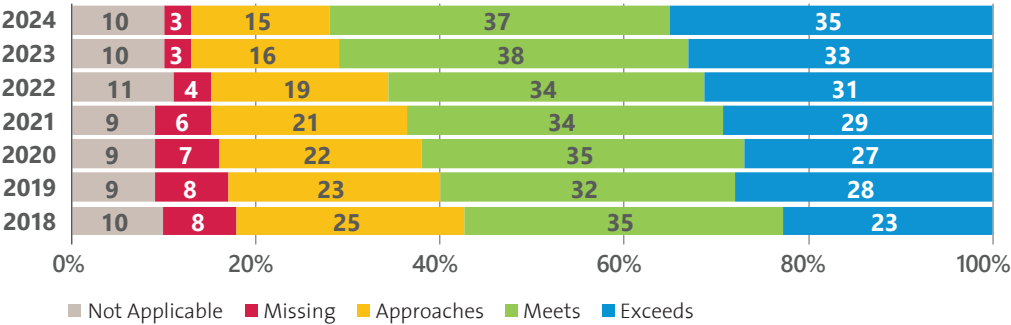
*GEWE: Gender Equality and Women's Empowerment

COMPARISON OF PERFORMANCE WITHIN THE UN SYSTEM BY ENTITY TYPE

Percentage of ratings that met or exceeded requirements (not applicable ratings omitted)



COMPARISON OF UN-SWAP RATINGS BY YEAR | PERCENTAGE OF ALL RATINGS



HIGHLIGHTS OF PROGRESS ACROSS THE 75 UN-SWAP REPORTING ENTITIES (2018-2024)

