

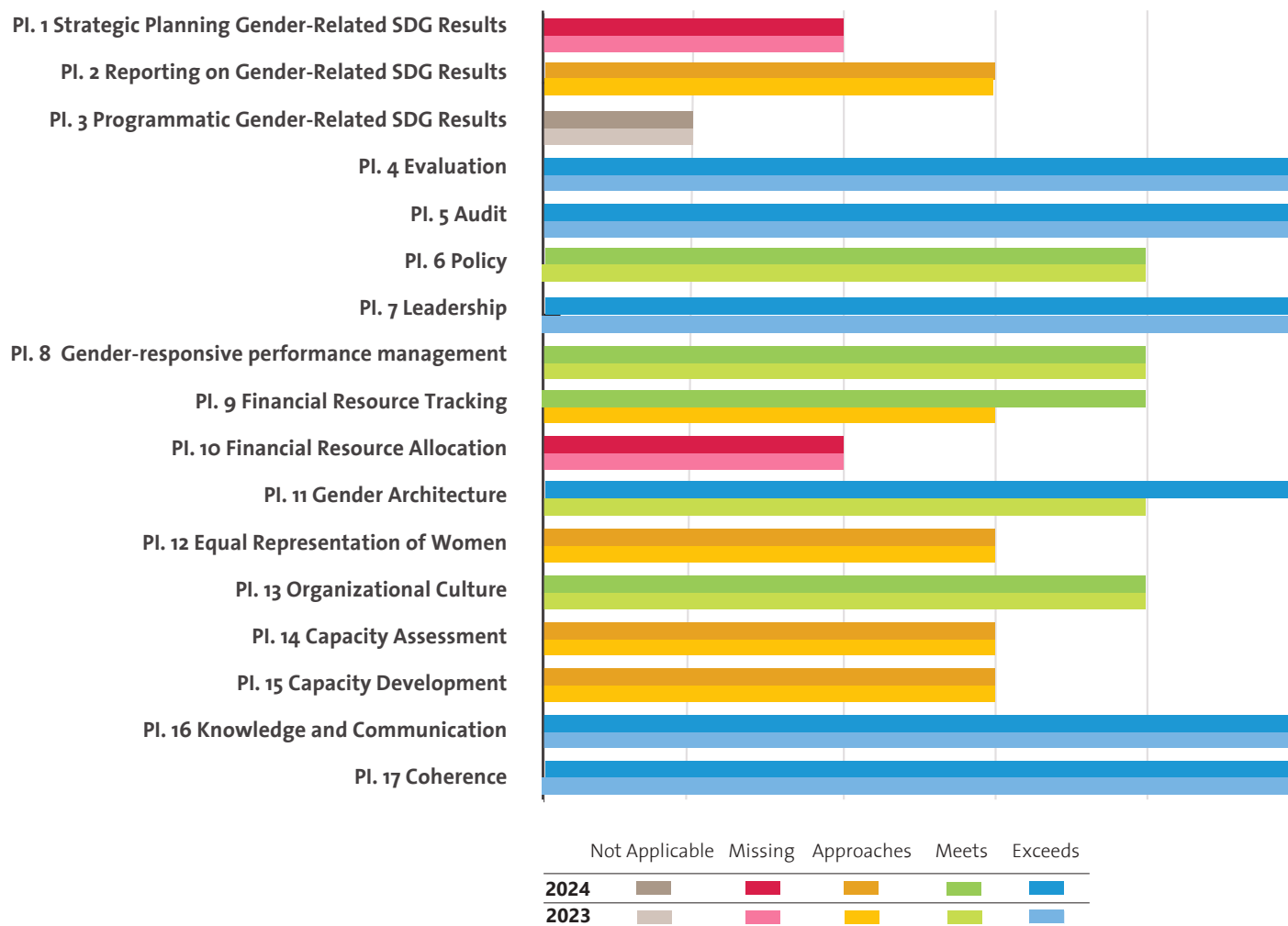
WORLD INTELLECTUAL PROPERTY ORGANIZATION (WIPO)

UN-SWAP 2.0 PERFORMANCE 2024

The following three pages capture
WIPO's performance on UN-SWAP 2.0
indicators for 2024.

In 2024, WIPO met or exceeded
the requirements for 10 out of 16 applicable
performance indicators.

UN-SWAP 2.0 PERFORMANCE BY INDICATOR (2023-2024)



PERFORMANCE HIGHLIGHTS IN 2024

Most significant gains

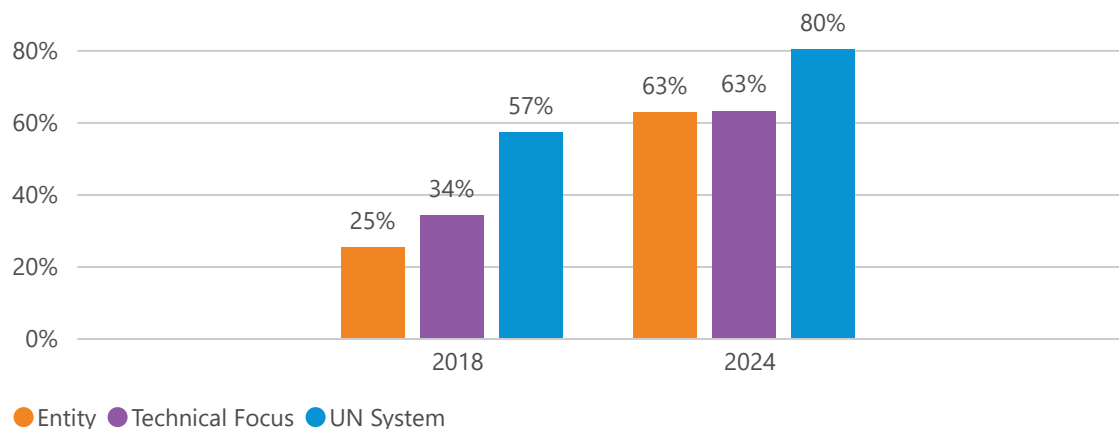
- WIPO exceeded requirements for six indicators and met them for another four indicators.
- Significantly in 2024, WIPO newly exceeded the Gender Architecture indicator and newly met the Financial Resources Tracking indicator.

Areas for improvement

- UN Women encourages WIPO to focus on the two indicators rated as missing requirements and the four indicators rated as approaching requirements.

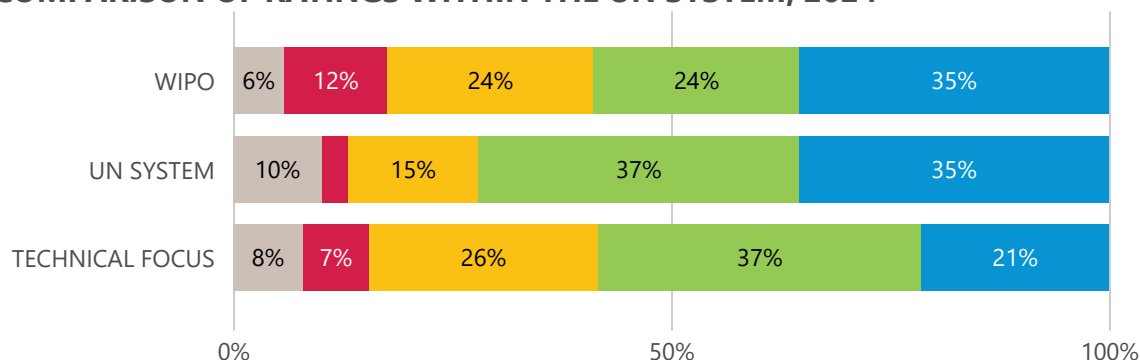
COMPARISON OF OVERALL PERFORMANCE WITHIN THE UN SYSTEM, 2018-2024

PERCENTAGE OF RATINGS MEETING/EXCEEDING REQUIREMENTS (NOT APPLICABLE RATINGS OMITTED)



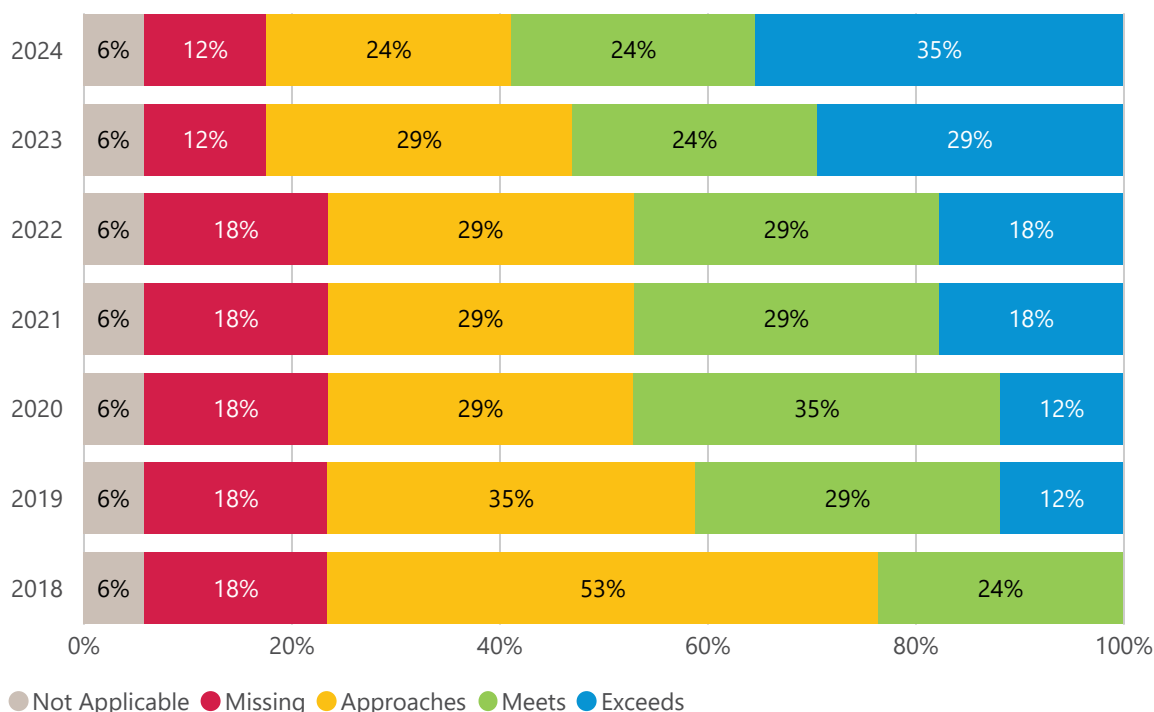
In 2018, both the entities with a Technical focus and the overall UN System outperformed WIPO on average. In 2024, while still behind the overall UN System, WIPO achieved the same level of performance as the average of entities with a Technical focus.

COMPARISON OF RATINGS WITHIN THE UN SYSTEM, 2024



In 2024, WIPO exceeded requirements for more indicators than the average of Technical entities. WIPO trailed the performance of the UN System as a whole.

COMPARISON OF RATINGS BY YEAR, ENTITY SPECIFIC, 2018-2024



From 2018 to 2024, WIPO sustained solid progress by meeting and exceeding a greater proportion of indicators.

In 2024, the entity improved upon its 2023 performance by "exceeding" one additional indicator, and by "approaching" one more, marking its strongest UN-SWAP 2.0 performance to date.