

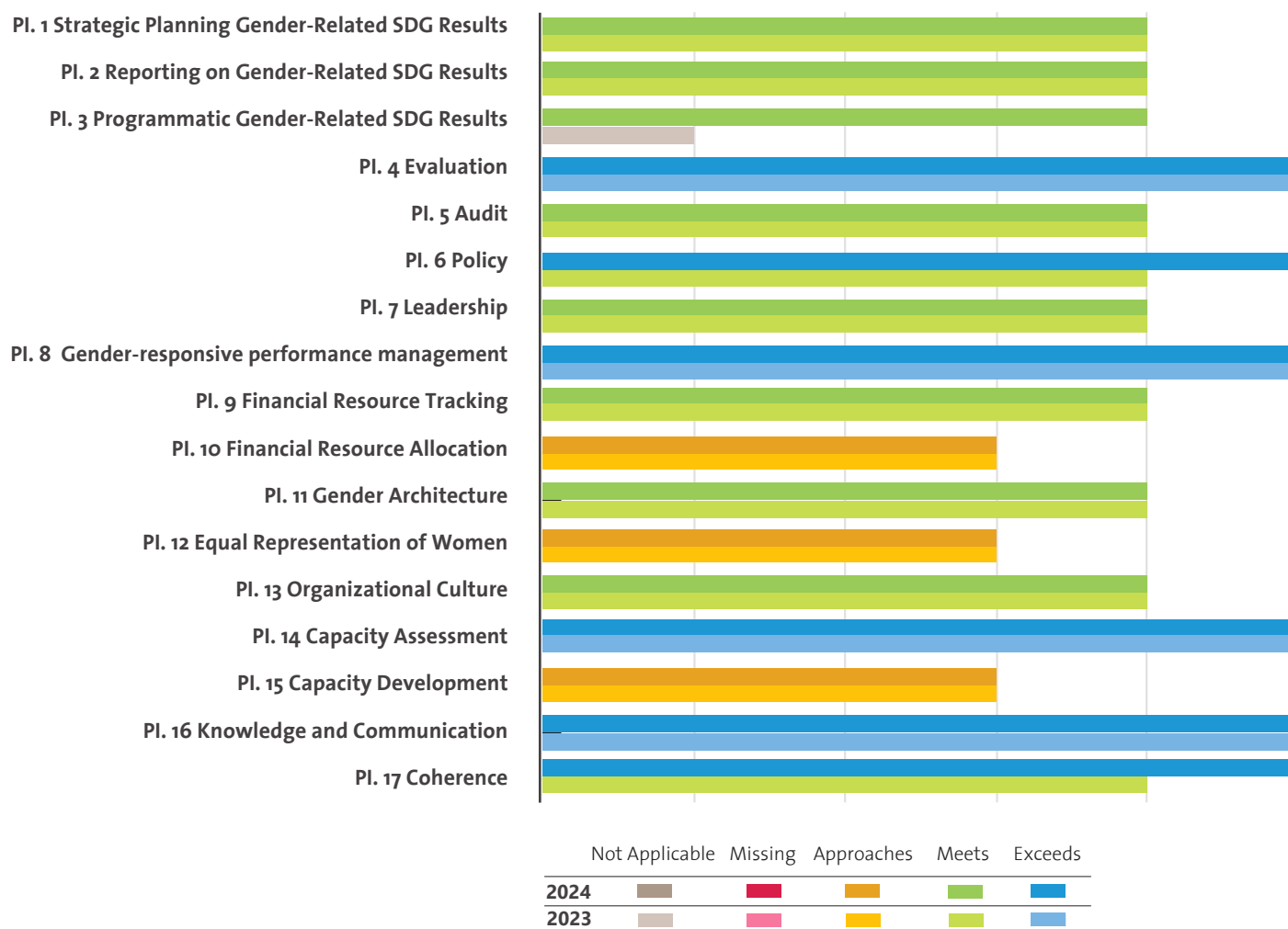
WORLD HEALTH ORGANIZATION (WHO)

UN-SWAP 2.0 PERFORMANCE 2024

The following three pages capture WHO's performance on UN-SWAP 2.0 indicators for 2024.

In 2024, WHO met or exceeded the requirements for 14 out of 17 applicable performance indicators.

UN-SWAP 2.0 PERFORMANCE BY INDICATOR (2023-2024)



PERFORMANCE HIGHLIGHTS IN 2024

Most significant gains

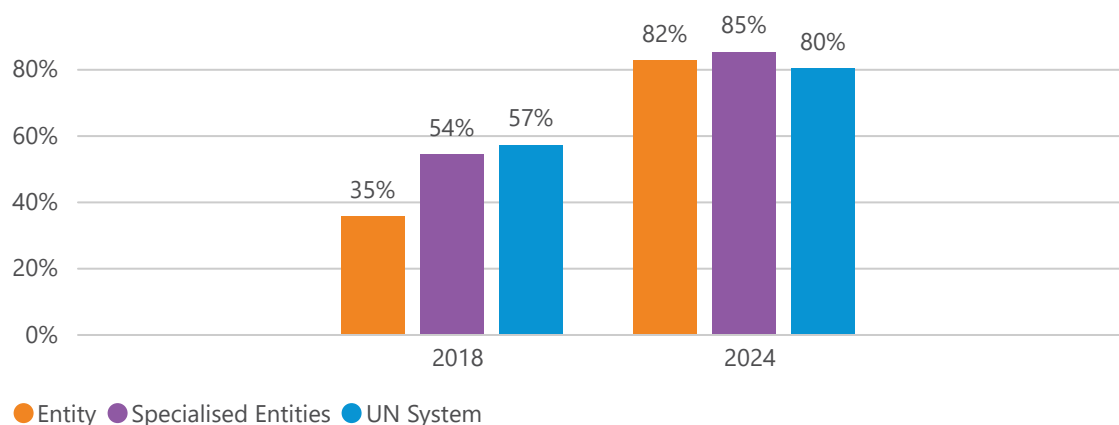
- WHO exceeded requirements for six indicators and met them for another eight indicators.
- Significantly, in 2024, WHO newly exceeded the indicators on Policy and on Coherence and met the Programmatic Gender-Related SDG results indicator for the first time.

Areas for improvement

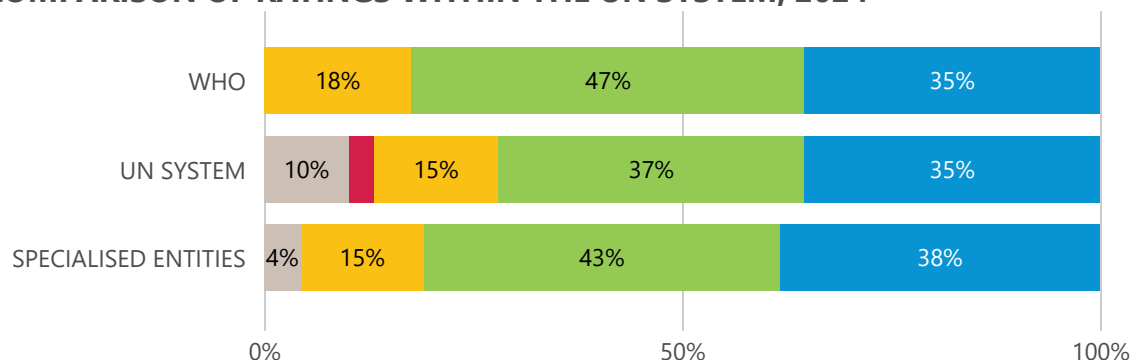
- UN Women encourages WHO to prioritize the three indicators currently approaching requirements: Financial Resource Allocation, Equal Representation of Women and Capacity Development.

COMPARISON OF OVERALL PERFORMANCE WITHIN THE UN SYSTEM, 2018-2024

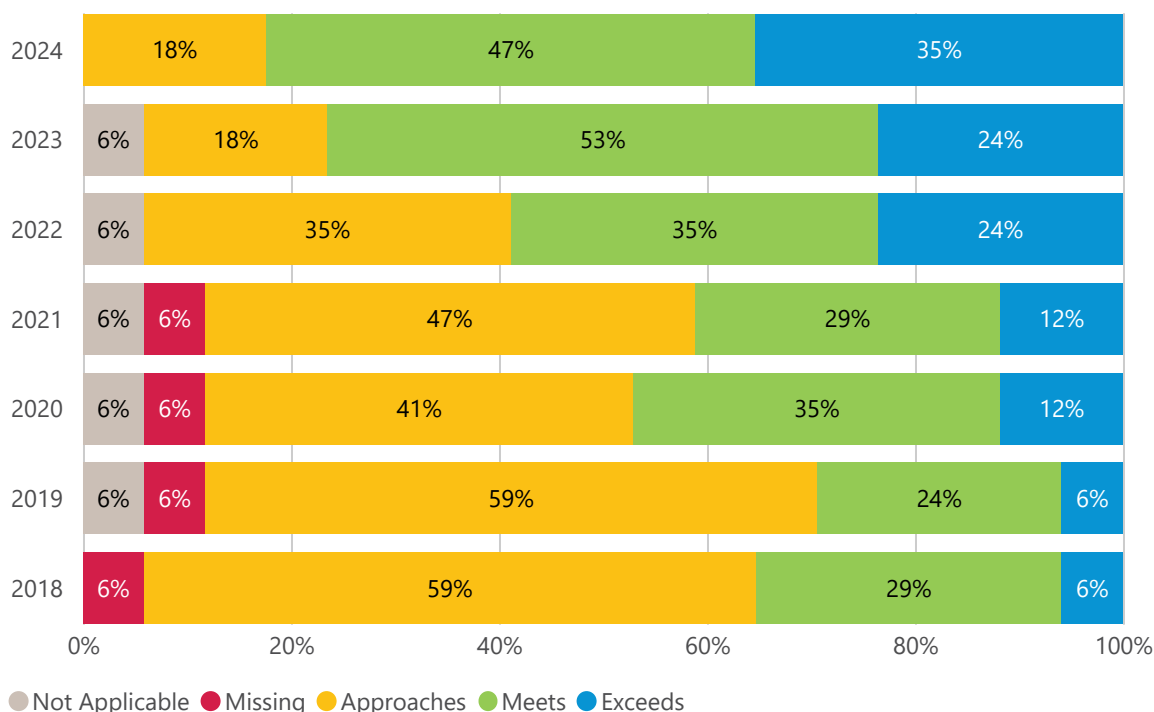
PERCENTAGE OF RATINGS MEETING/EXCEEDING REQUIREMENTS (NOT APPLICABLE RATINGS OMITTED)



In 2018, the Specialised entities and the overall UN System outperformed WHO on average. In 2024, WHO outperformed the average of the overall UN System.

COMPARISON OF RATINGS WITHIN THE UN SYSTEM, 2024

In 2024, WHO met the requirements for more indicators than the UN System as a whole. The entity assessed all indicators applicable and did not miss requirements for any indicators.

COMPARISON OF RATINGS BY YEAR, ENTITY SPECIFIC, 2018-2024

From 2018 to 2024, WHO sustained solid progress by meeting and exceeding a greater proportion of indicators.

In 2024, WHO improved upon its 2023 performance by exceeding two additional indicators, marking its strongest UN-SWAP 2.0 performance to date.