

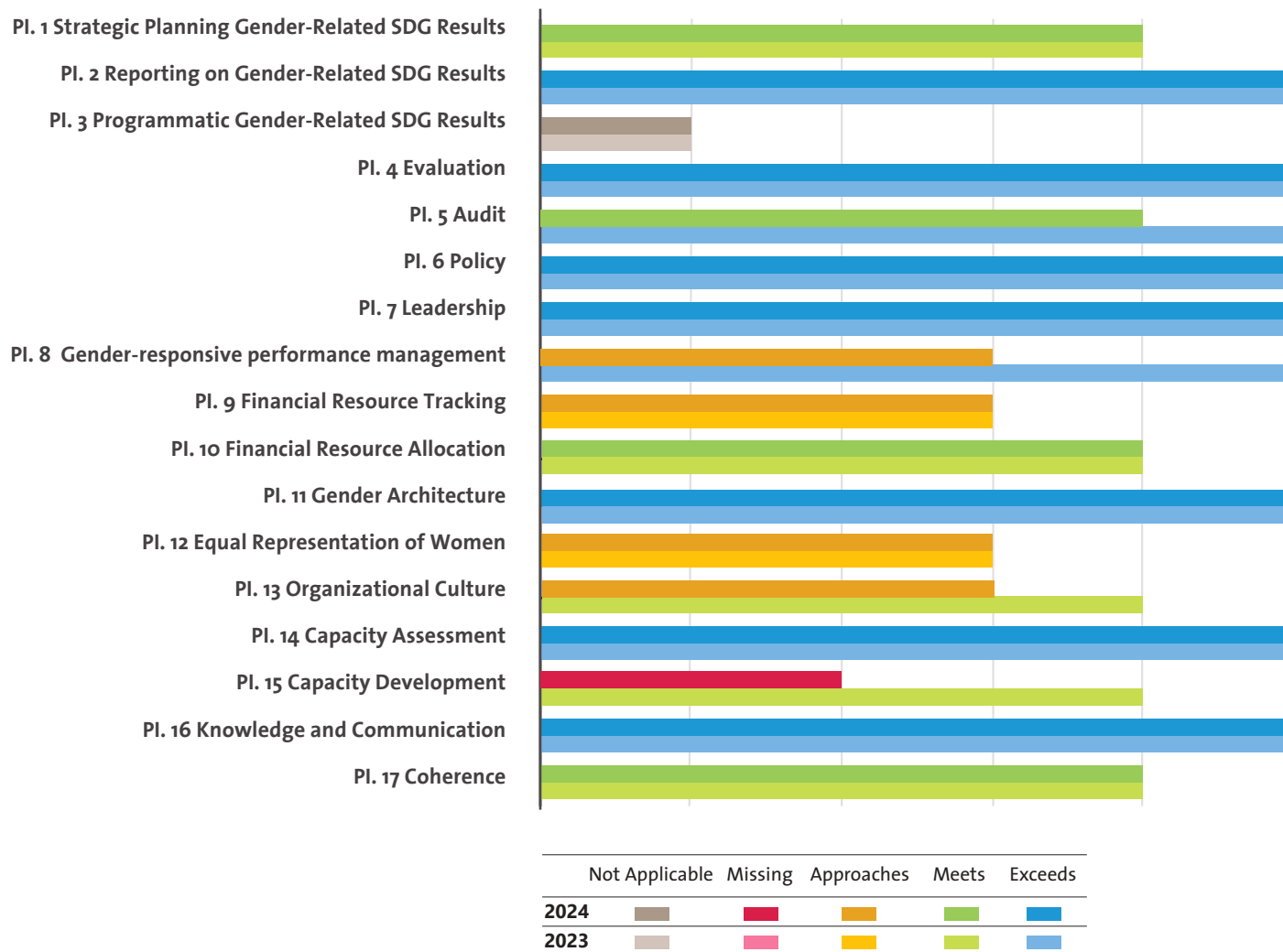
# WORLD FOOD PROGRAMME (WFP)

## UN-SWAP 2.0 PERFORMANCE 2024

The following three pages capture WFP's performance on UN-SWAP 2.0 & 3.0 indicators for 2024.

In 2024, WFP met or exceeded the requirements for 11 out of 16 applicable performance indicators.

## UN-SWAP 2.0 PERFORMANCE BY INDICATOR (2023-2024)



## PERFORMANCE HIGHLIGHTS IN 2024

## Most significant gains

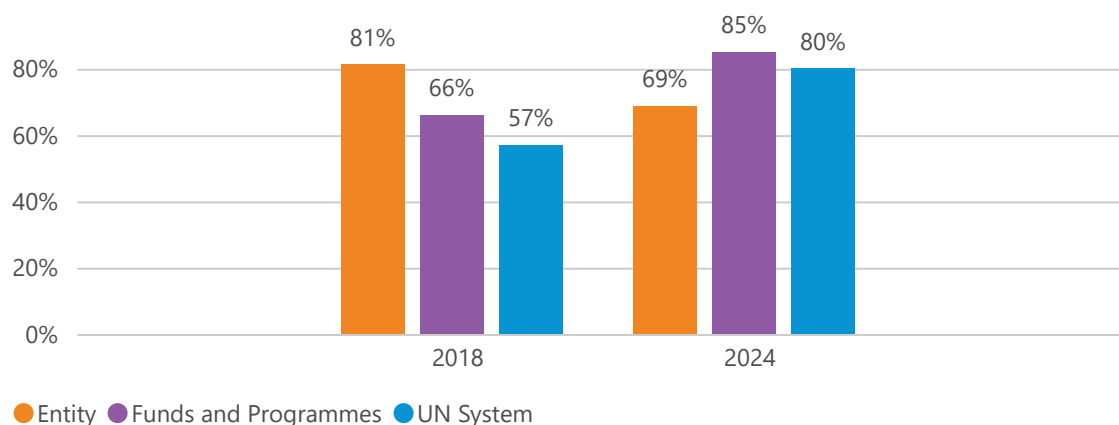
- WFP exceeded the requirements for four indicators and met them for another four indicators.

## Areas for improvement

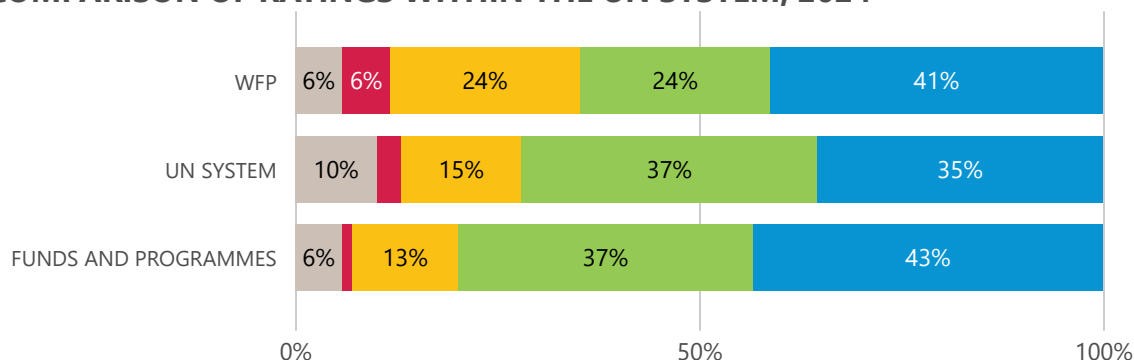
- UN Women encourages WFP to focus efforts on the four indicators that are currently rated as approaching requirements, as well as the one indicator currently rated as missing requirements: Capacity Development.

**COMPARISON OF OVERALL PERFORMANCE WITHIN THE UN SYSTEM, 2018-2024**

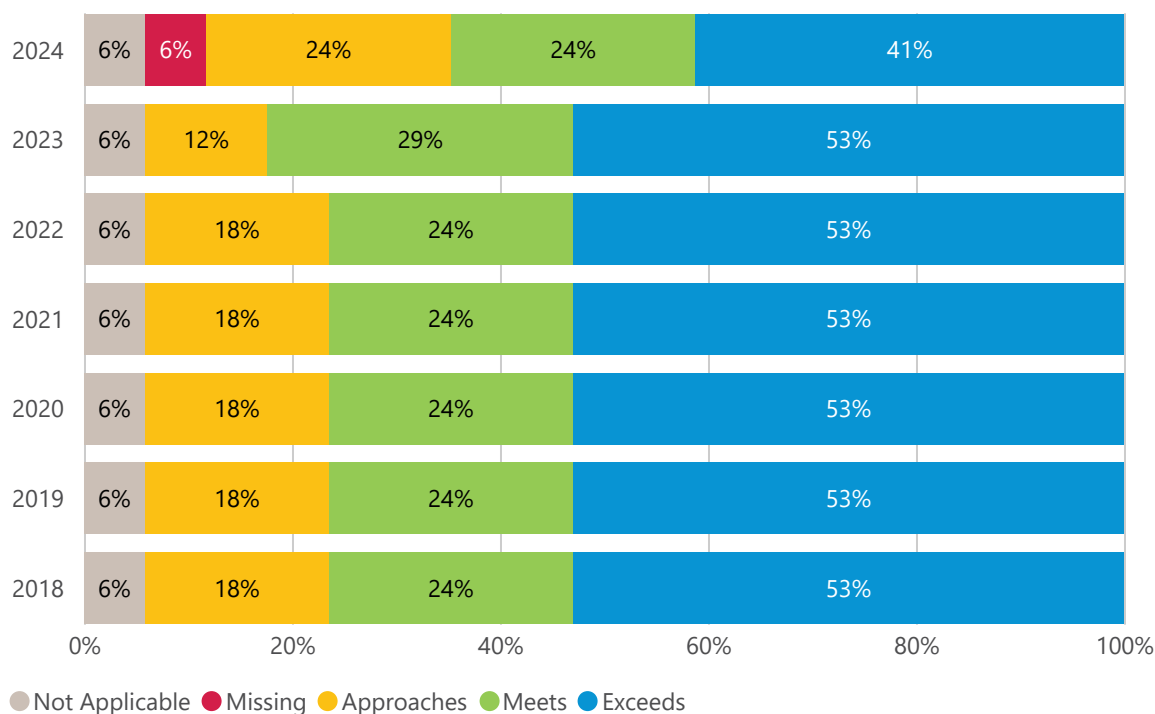
PERCENTAGE OF RATINGS MEETING/EXCEEDING REQUIREMENTS (NOT APPLICABLE RATINGS OMITTED)



In 2018, WFP outperformed the averages of the Funds and Programmes and the overall UN System. In 2024, WFP trailed the average in the same comparison

**COMPARISON OF RATINGS WITHIN THE UN SYSTEM, 2024**

In 2024, WFP met or exceeded fewer indicators than the averages of the Funds and Programmes and the overall UN System.

**COMPARISON OF RATINGS BY YEAR, ENTITY SPECIFIC, 2018-2024**

From 2018 to 2024, WFP maintained solid progress by meeting or exceeding the requirements for a large proportion of indicators.

In 2024, the entity trailed its 2023 performance with more indicators rated as "approaching" requirements and one indicator newly rated as "missing" requirements.