

UNIVERSAL POSTAL UNION (UPU)

UN-SWAP 2.0 PERFORMANCE 2024

The following three pages capture UPU's performance on UN-SWAP 2.0 indicators for 2024.

In 2024, UPU met or exceeded the requirements for 7 out of 15 applicable performance indicators.

UN-SWAP 2.0 PERFORMANCE BY INDICATOR (2023-2024)



PERFORMANCE HIGHLIGHTS IN 2024

Most significant gains

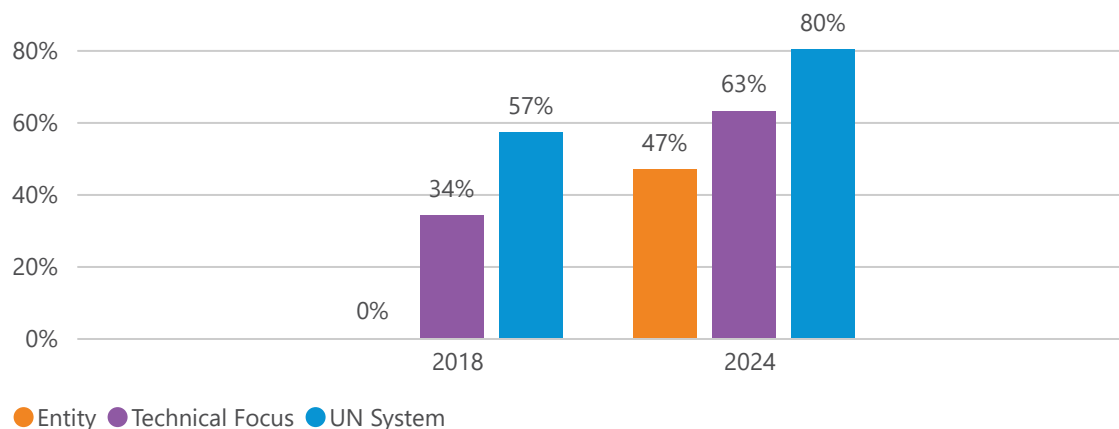
- In 2024, UPU continued to meet the requirements for seven performance indicators.

Areas for improvement

- UN Women encourages UPU to build on the momentum gained over the past two years and to focus on the three indicators rated as "missing" and the five rated as "approaching requirements."

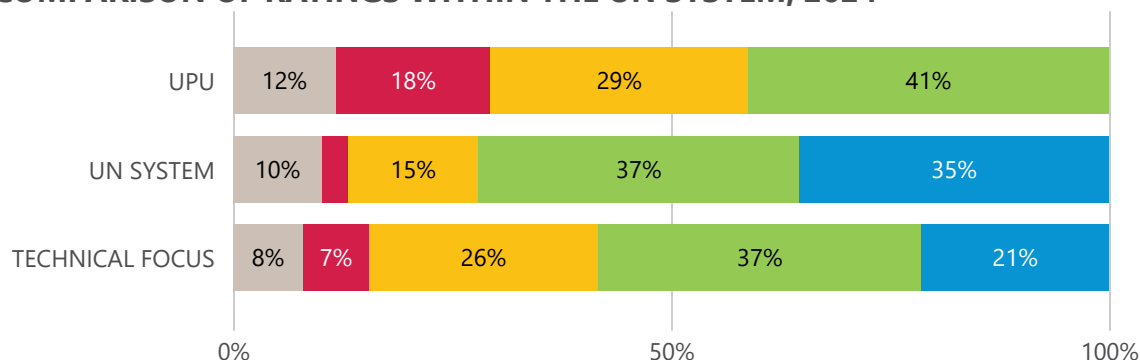
COMPARISON OF OVERALL PERFORMANCE WITHIN THE UN SYSTEM, 2018-2024

PERCENTAGE OF RATINGS MEETING/EXCEEDING REQUIREMENTS (NOT APPLICABLE RATINGS OMITTED)



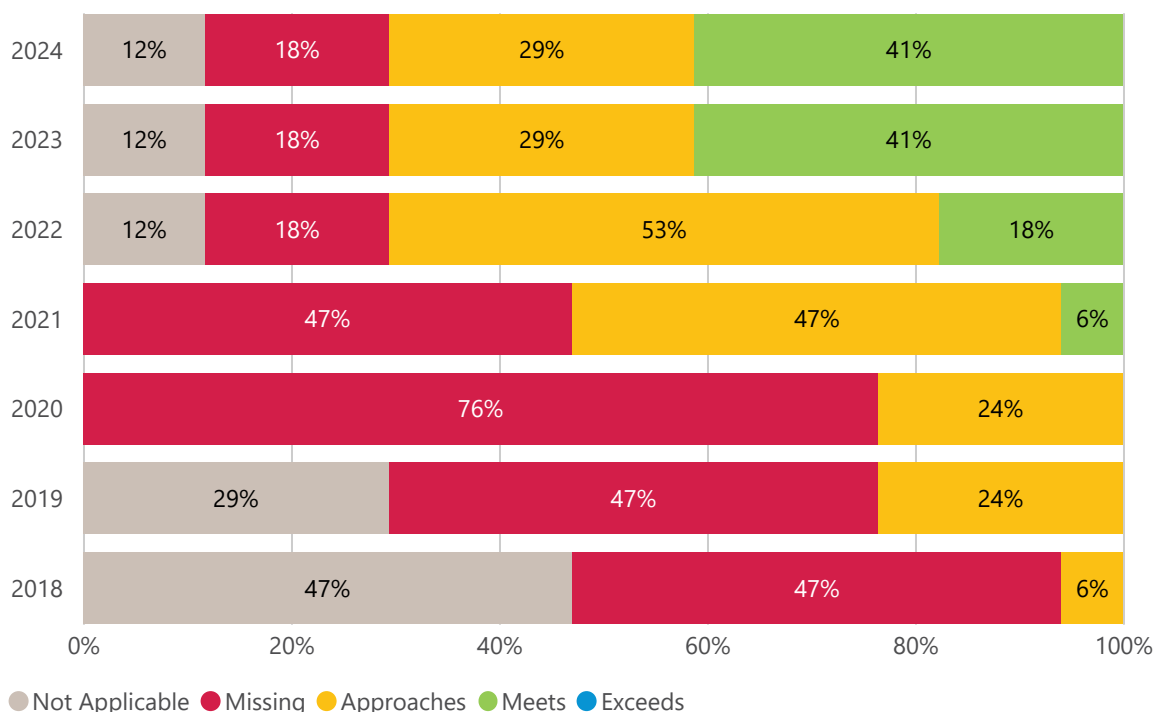
In both 2018 and 2024, UPU trailed the average performance of entities with a Technical focus and the overall UN System.

COMPARISON OF RATINGS WITHIN THE UN SYSTEM, 2024



In 2024, UPU rated more indicators as "missing" or "approaching" requirements compared to the averages of entities with a Technical focus and the overall UN system.

COMPARISON OF RATINGS BY YEAR, ENTITY SPECIFIC, 2018-2024



From 2018 to 2024, UPU significantly improved its performance by meeting and approaching the requirements for a greater proportion of indicators.

In 2024, the entity maintained the same level of performance as in 2023, sustaining its strongest UN-SWAP 2.0 results to date.