

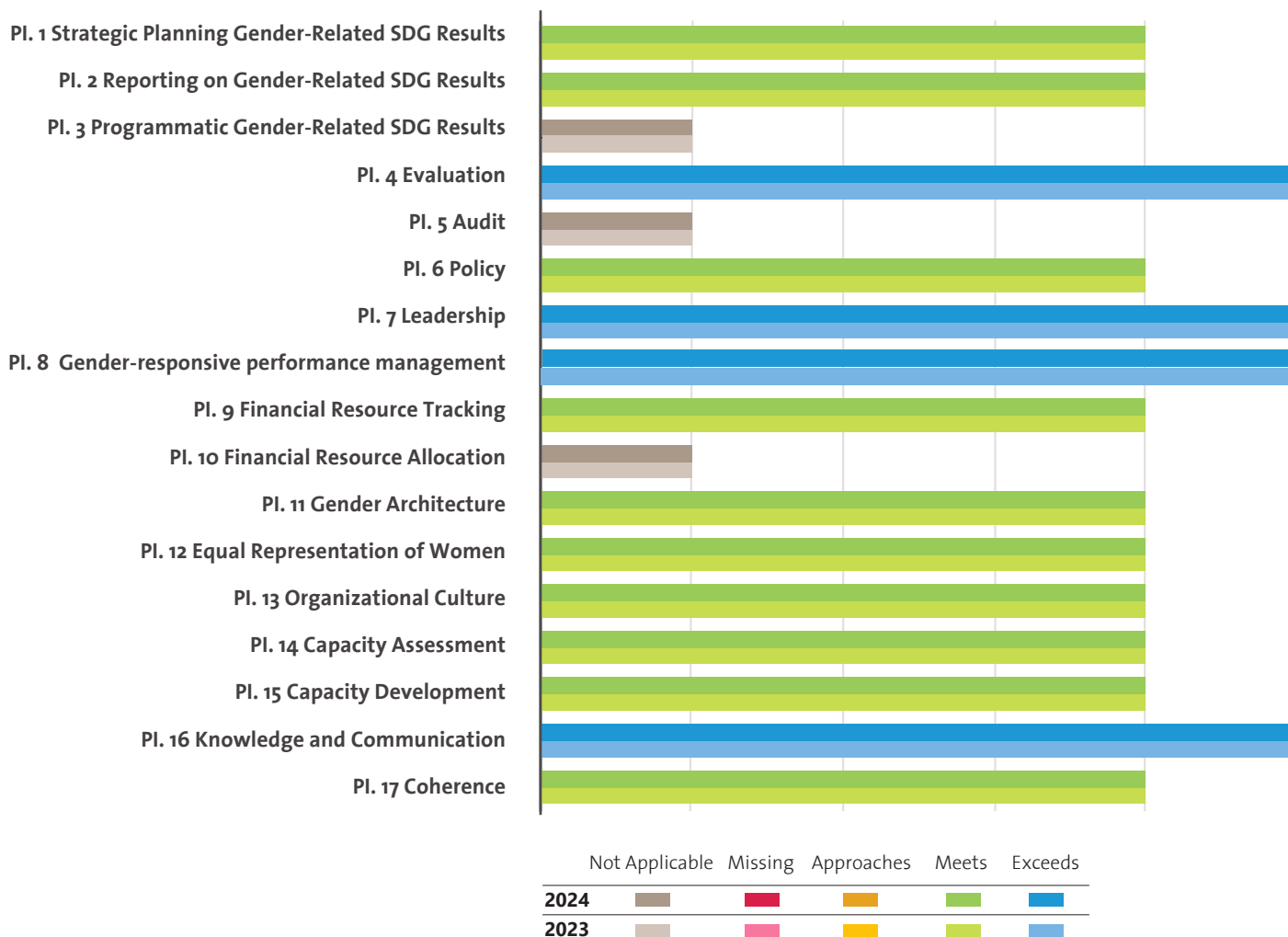
UNITED NATIONS VOLUNTEERS (UNV)

UN-SWAP 2.0 PERFORMANCE 2024

The following three pages capture UNV' performance on UN-SWAP 2.0 indicators for 2024.

In 2024, UNV met or exceeded the requirements for 14 out of 14 applicable performance indicators.

UN-SWAP 2.0 PERFORMANCE BY INDICATOR (2023-2024)



PERFORMANCE HIGHLIGHTS IN 2024

Most significant gains

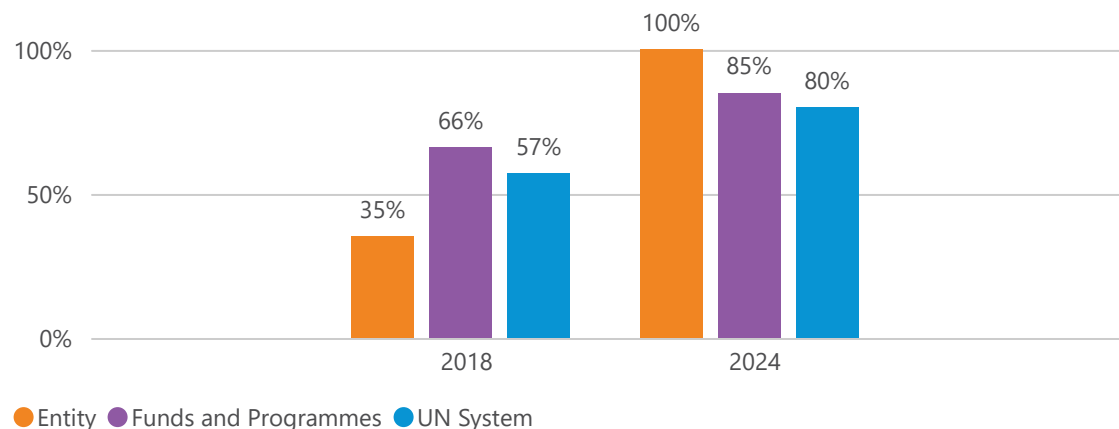
- UNV constantly exceeded the requirements for four indicators and met them for another ten indicators.

Areas for improvement

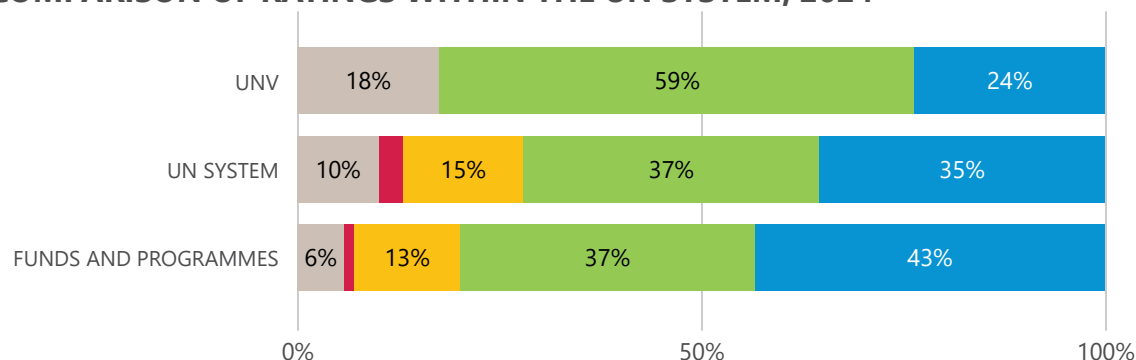
- UN Women encourages UNV to sustain its excellent performance and improving indicator ratings from meets requirements to exceeds requirements.

COMPARISON OF OVERALL PERFORMANCE WITHIN THE UN SYSTEM, 2018-2024

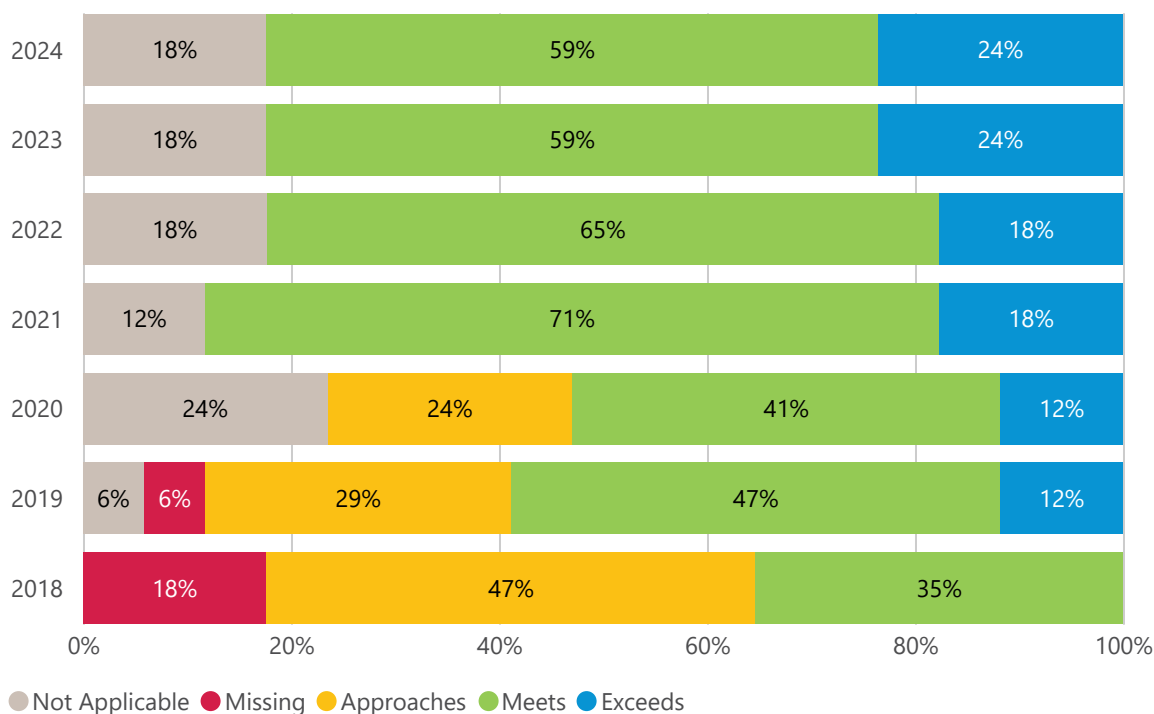
PERCENTAGE OF RATINGS MEETING/EXCEEDING REQUIREMENTS (NOT APPLICABLE RATINGS OMITTED)



In 2018, the Funds and Programmes and the overall UN System outperformed UNV on average. In 2024, UNV outperformed all others, achieving the highest performance in comparison.

COMPARISON OF RATINGS WITHIN THE UN SYSTEM, 2024

In 2024, UNV met the requirements for more indicators than the average of the overall UN System. The entity assessed more indicators as not applicable than similar entities, and did not miss the requirements for any indicators.

COMPARISON OF RATINGS BY YEAR, ENTITY SPECIFIC, 2018-2024

From 2018 to 2024, UNV sustained solid progress by meeting and exceeding the requirements for a greater proportion of indicators.

In 2024, the entity maintained its 2023 performance, the strongest UN-SWAP 2.0 performance to date.