

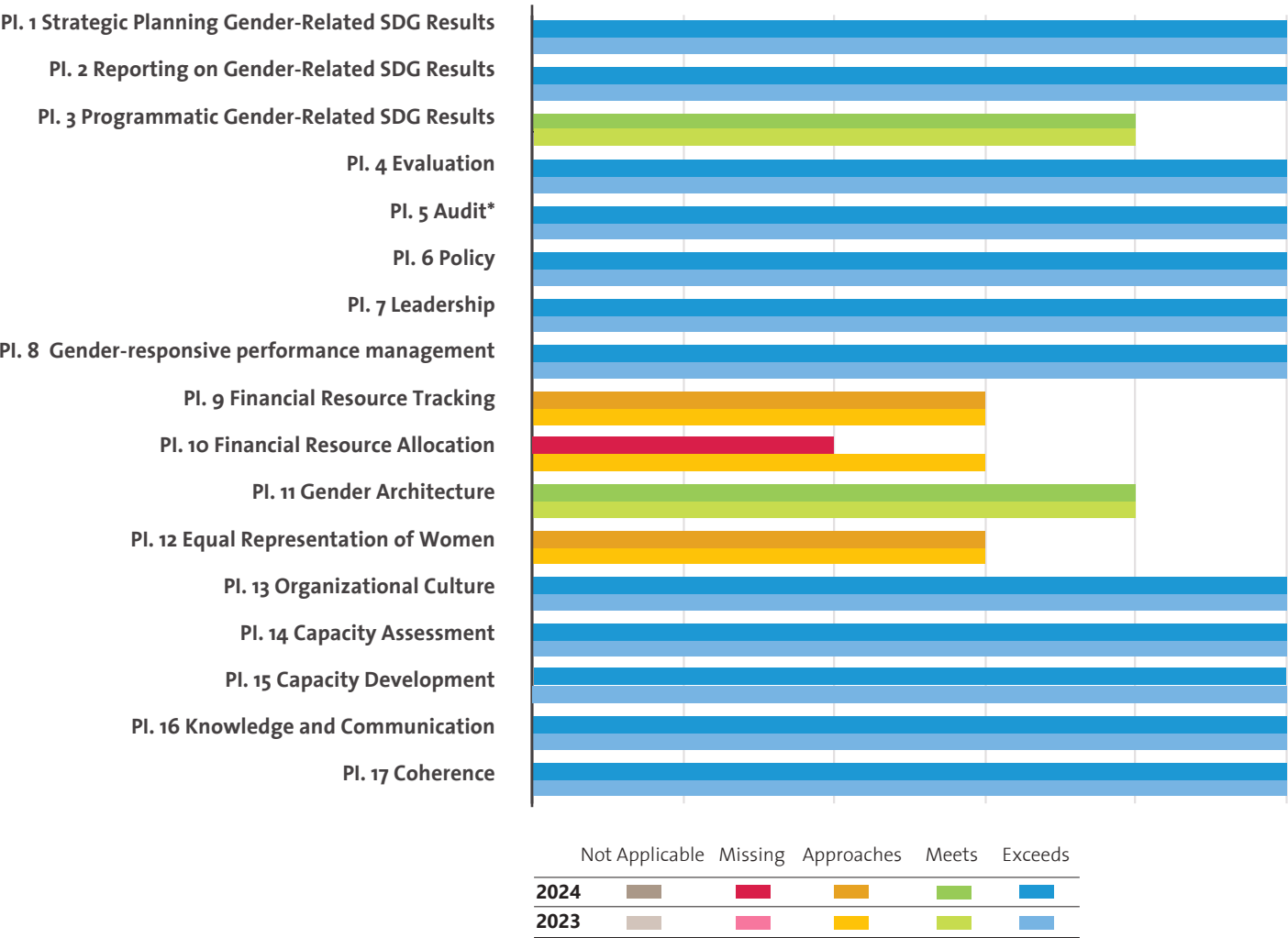
UNITED NATIONS OFFICE AT VIENNA/UNITED NATIONS OFFICE ON DRUGS AND CRIME (UNOV/UNODC)

UN-SWAP 2.0 PERFORMANCE 2024

The following three pages capture UNOV/UNODC's performance on UN-SWAP 2.0 indicators for 2024.

In 2024, UNOV/UNODC met or exceeded the requirements for 14 out of 17 applicable performance indicators.

UN-SWAP 2.0 PERFORMANCE BY INDICATOR (2023-2024)



PERFORMANCE HIGHLIGHTS IN 2024

Most significant gains

- UNOV/UNODC exceeded requirements for twelve indicators and met requirements for another two indicators.

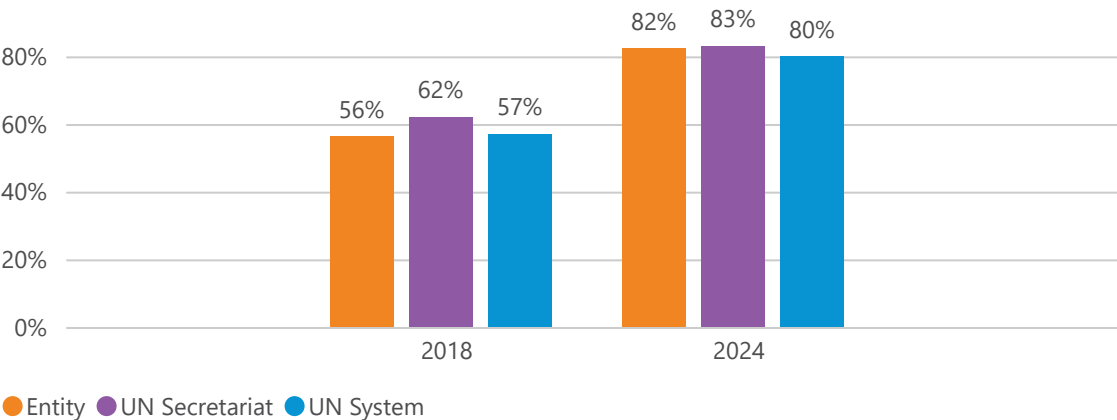
Areas for improvement

- UN Women encourages UNOV/UNODC to focus on the Financial Resource Allocation indicator which is currently rated as missing requirements, and the two indicators that remain approaching requirements: Financial Resource Tracking and the Equal representation of Women.

* Performance Indicator 5 on Audit is jointly reported for all UN Secretariat entities by OIOS.

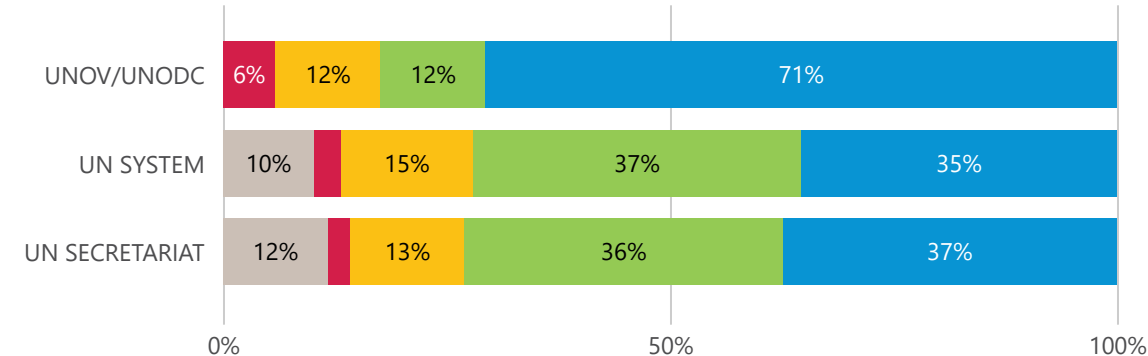
COMPARISON OF OVERALL PERFORMANCE WITHIN THE UN SYSTEM, 2018-2024

PERCENTAGE OF RATINGS MEETING/EXCEEDING REQUIREMENTS (NOT APPLICABLE RATINGS OMITTED)



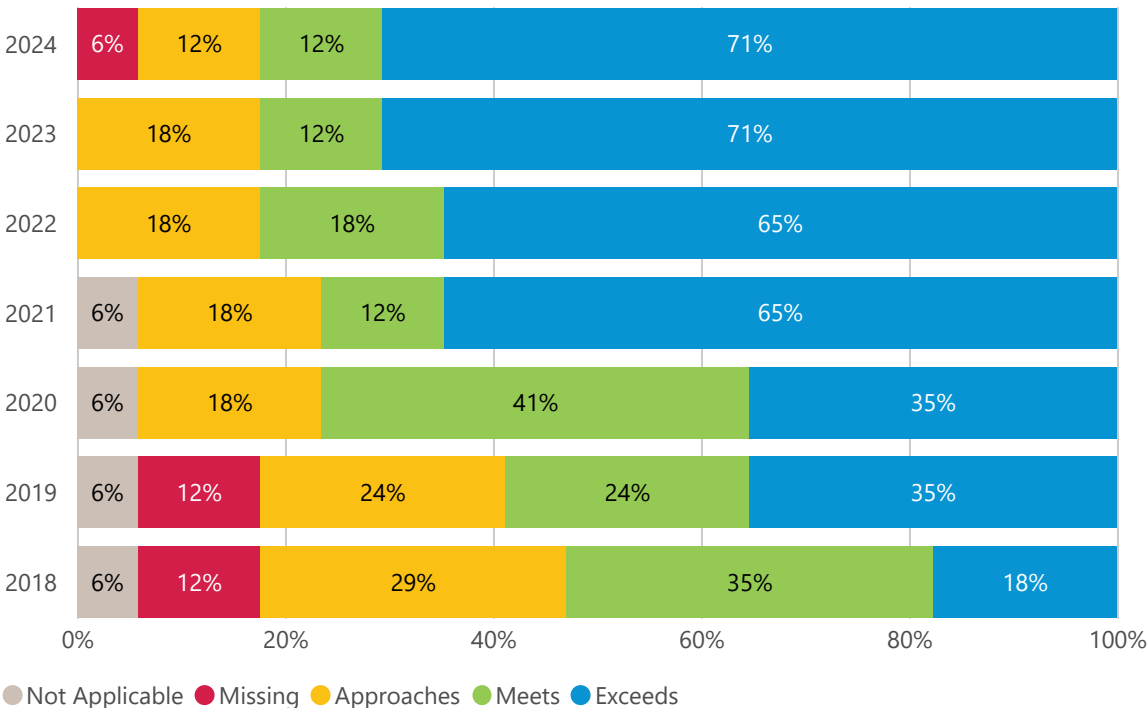
In 2018, the performance of UNOV/UNODC was below the average of the UN Secretariat and the overall UN System. In 2024, UNOV/UNODC outperformed the average of the overall UN system.

COMPARISON OF RATINGS WITHIN THE UN SYSTEM, 2024



In 2024, UNOV/UNODC exceeded more than twice as many indicators compared to both the UN Secretariat as a whole and the overall UN System.

COMPARISON OF RATINGS BY YEAR, ENTITY SPECIFIC, 2018-2024



From 2018 to 2024, UNOV/UNODC made significant progress with the number of indicators rated as 'exceeding' increasing nearly fourfold.

In 2024, UNOV/UNODC showed a slight decline in performance compared to 2023, with one indicator shifting from "approaching" to "missing" requirements.