

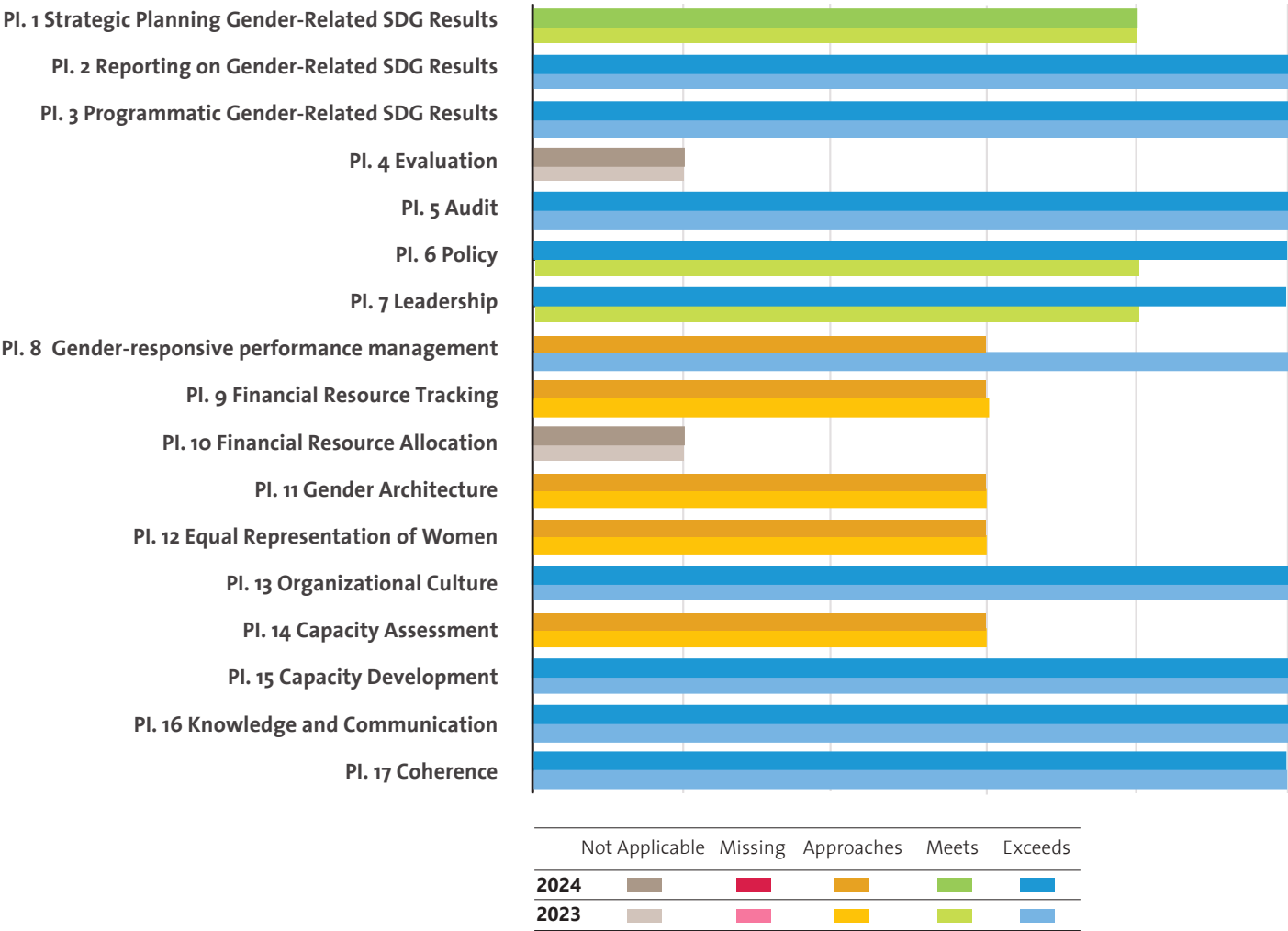
UNITED NATIONS OFFICE FOR PROJECT SERVICES (UNOPS)

UN-SWAP 2.0 PERFORMANCE 2024

The following three pages capture UNOPS' performance on UN-SWAP 2.0 indicators for 2024.

In 2024, UNOPS met or exceeded the requirements for 10 out of 15 applicable performance indicators.

UN-SWAP 2.0 PERFORMANCE BY INDICATOR (2023-2024)



PERFORMANCE HIGHLIGHTS IN 2024

Most significant gains

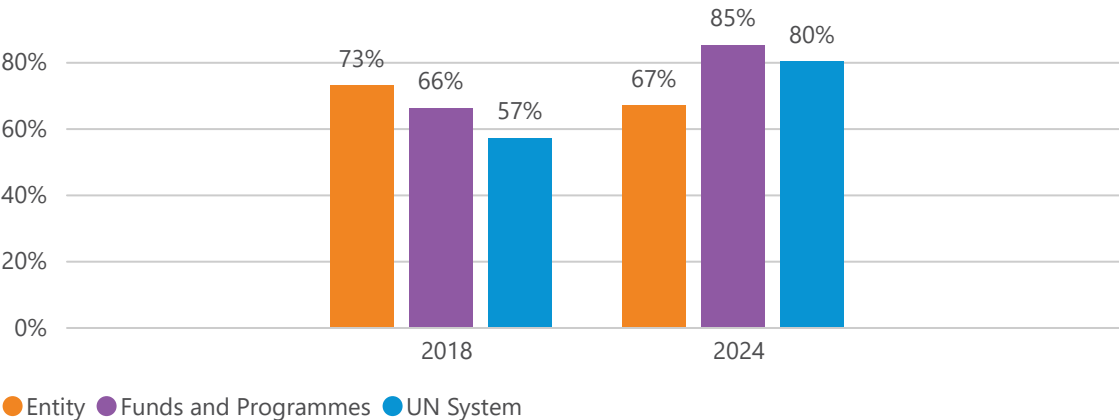
- UNOPS exceeded the requirements for nine indicators and met them for another one indicator, maintaining a strong overall performance. In particular, UNOPS newly exceeded the Policy and Leadership Indicators in 2024.

Areas for improvement

- UN Women encourages UNOPS to focus efforts on the five indicators rated as approaching requirements: Gender-responsive Performance Management, Financial Resource Tracking, Gender architecture, Equal Representation of Women and Capacity Assessment.

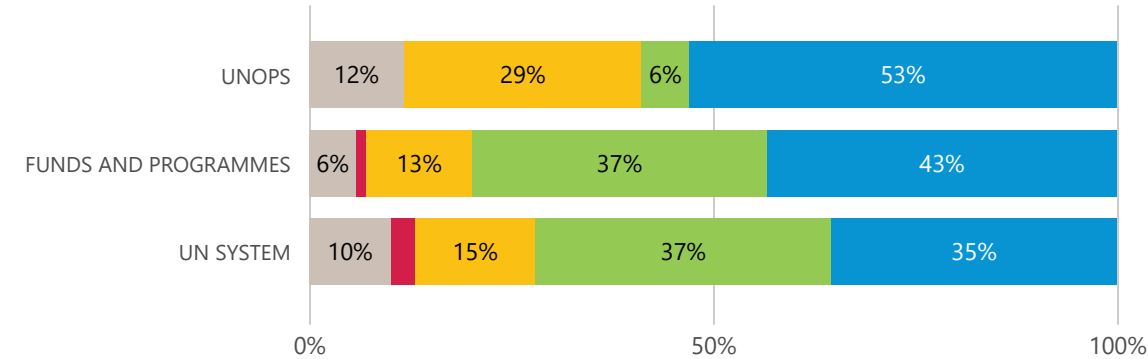
COMPARISON OF OVERALL PERFORMANCE WITHIN THE UN SYSTEM, 2018-2024

PERCENTAGE OF RATINGS MEETING/EXCEEDING REQUIREMENTS (NOT APPLICABLE RATINGS OMITTED)



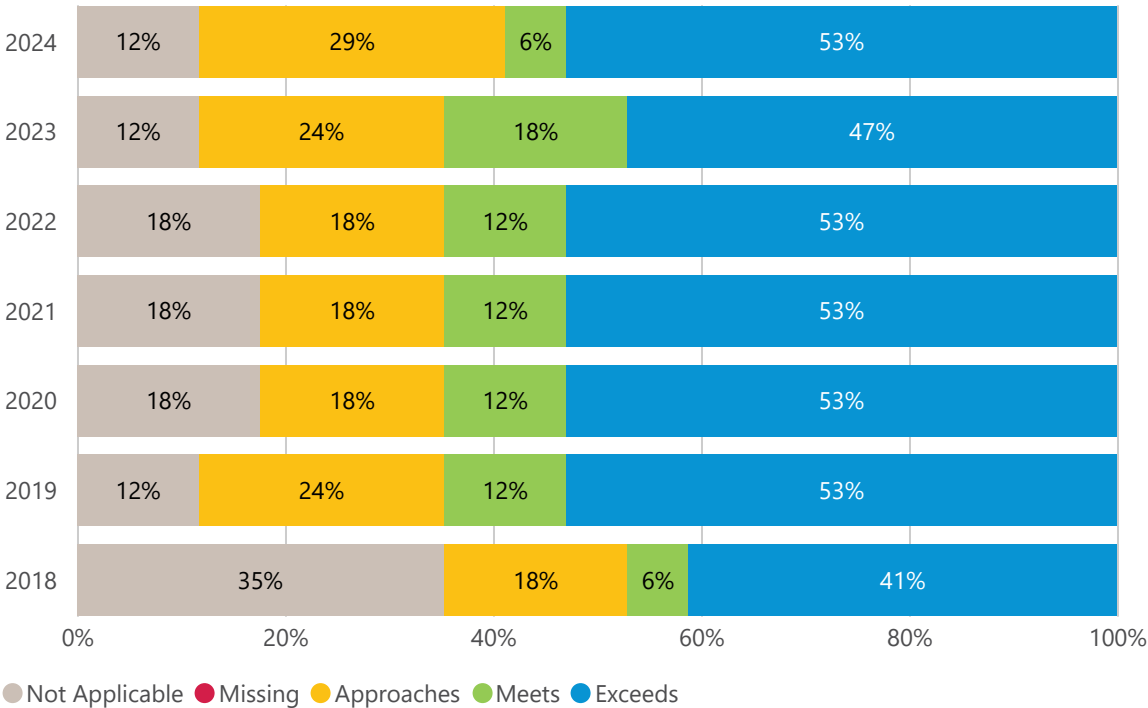
In 2018, the performance of UNOPS was above the averages of both the Funds and Programmes and the overall UN System. In 2024, UNOPS trailed the average performance in comparison.

COMPARISON OF RATINGS WITHIN THE UN SYSTEM, 2024



In 2024, UNOPS exceeded more indicators but met fewer indicators than the averages of the Funds and Programmes and the UN system as a whole. The entity rated more indicators as "approaching" requirements.

COMPARISON OF RATINGS BY YEAR, ENTITY SPECIFIC, 2018-2024



From 2018 to 2024, UNOPS made progress by consistently exceeding and meeting a larger proportion of indicators.

In 2024, the entity improved with rating one more indicator as "exceeding" requirements, but slightly trailed its 2023 overall performance with more indicators rated as "approaching" requirements.