

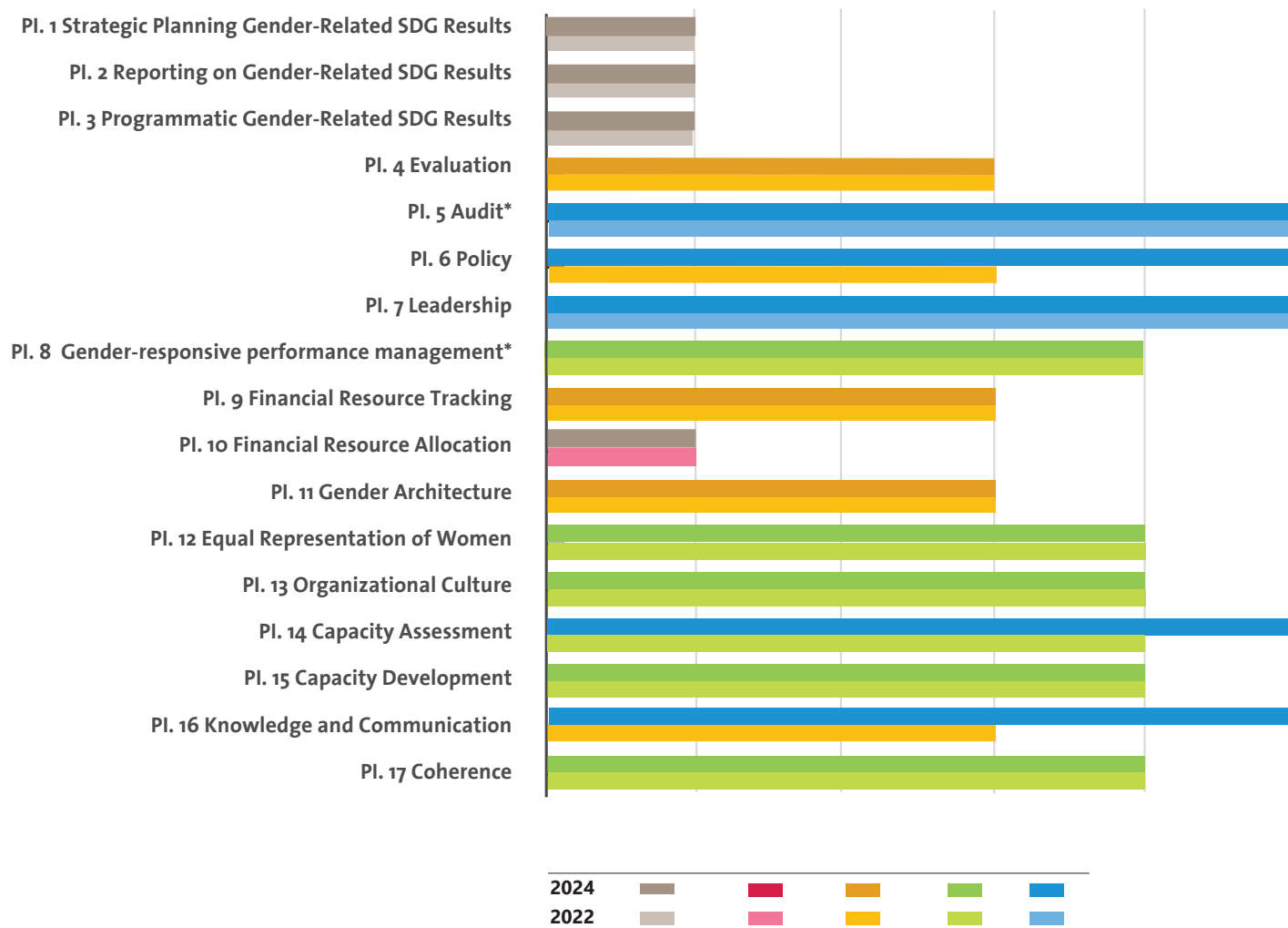
UNITED NATIONS OFFICE AT NAIROBI (UNON)

UN-SWAP 2.0 PERFORMANCE 2024

The following three pages capture UNON's performance on UN-SWAP 2.0 indicators for 2024.

In 2024, UNON met or exceeded the requirements for 10 out of 13 applicable performance indicators.

UN-SWAP 2.0 PERFORMANCE BY INDICATOR (2022-2024)



PERFORMANCE HIGHLIGHTS IN 2024

Most significant gains

- UNON exceeded the requirements for five indicators and met the requirements for another five indicators.
- Significantly in 2024, UNON newly exceeded the requirements for the Policy indicator, the Capacity Assessment indicator and the Knowledge and Communication indicator

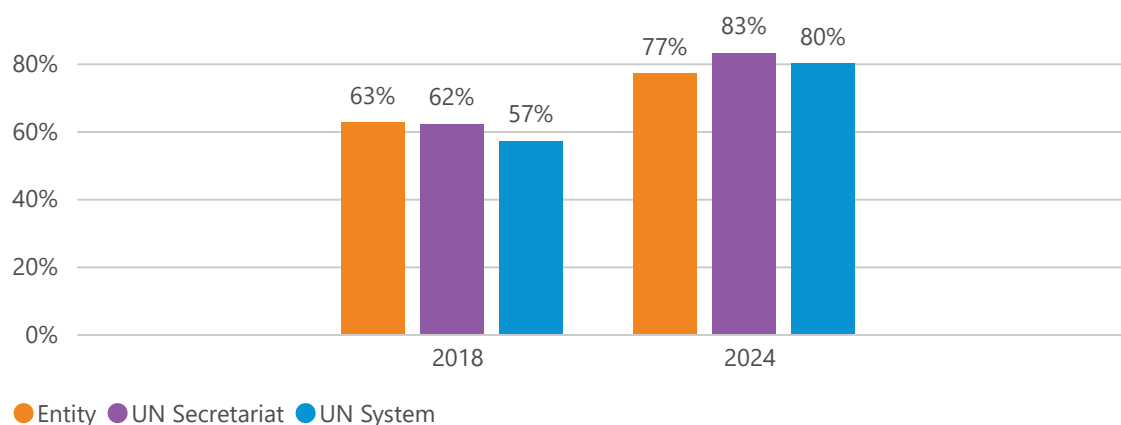
Areas for improvement

- UN Women encourages UNON to focus on the three remaining indicators that are approaching requirements.

* Performance Indicators 5 on Audit and 8 on Gender-responsive performance management are jointly reported for all UN Secretariat entities by OIOS and DMSPC, respectively.

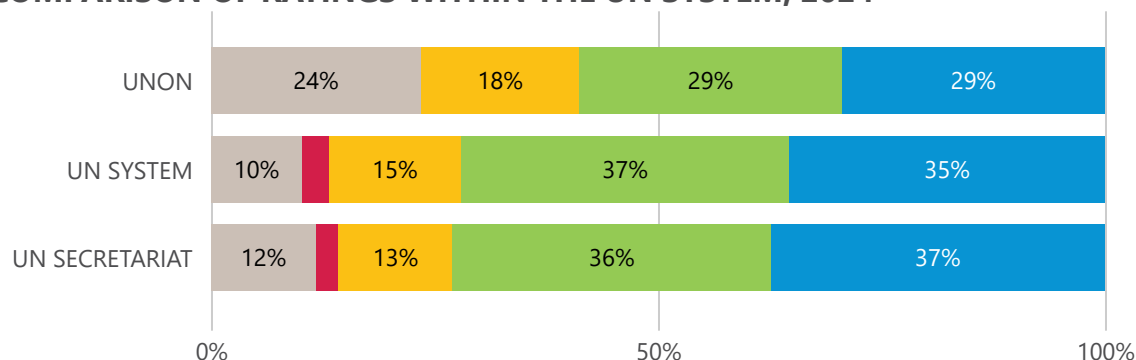
COMPARISON OF OVERALL PERFORMANCE WITHIN THE UN SYSTEM, 2018-2024

PERCENTAGE OF RATINGS MEETING/EXCEEDING REQUIREMENTS (NOT APPLICABLE RATINGS OMITTED)



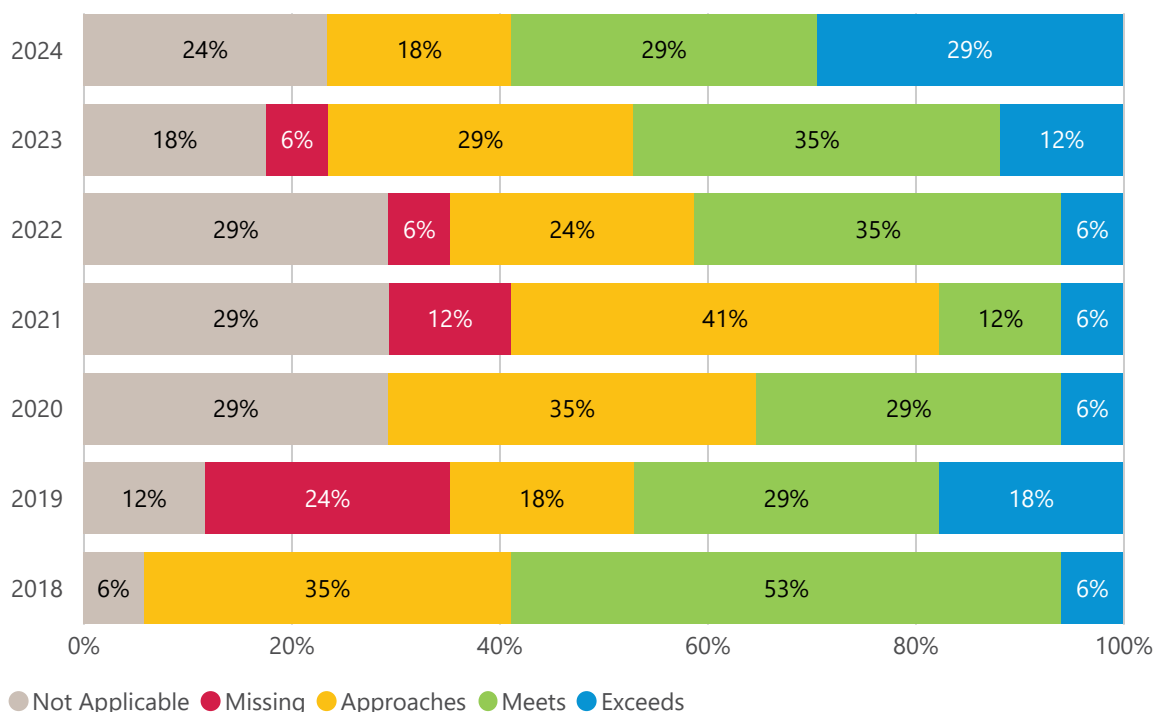
In 2018, UNON's performance was above the averages for the UN Secretariat and the overall UN System. In 2024, the UN Secretariat entities and the UN System, on average, outperformed UN-Habitat.

COMPARISON OF RATINGS WITHIN THE UN SYSTEM, 2024



In 2023, UNON "met" or "exceeded" fewer indicators than both the UN Secretariat and the UN System. The entity assessed more indicators as "not applicable" due to its administrative focus.

COMPARISON OF RATINGS BY YEAR, ENTITY SPECIFIC, 2018-2024



From 2018 to 2024, UNON demonstrated a steady improvement in performance, with an increasing number of applicable indicators rated as "meeting" or "exceeding" requirements.

In 2024, UNON improved upon its 2023 performance by exceeding three additional indicators.