

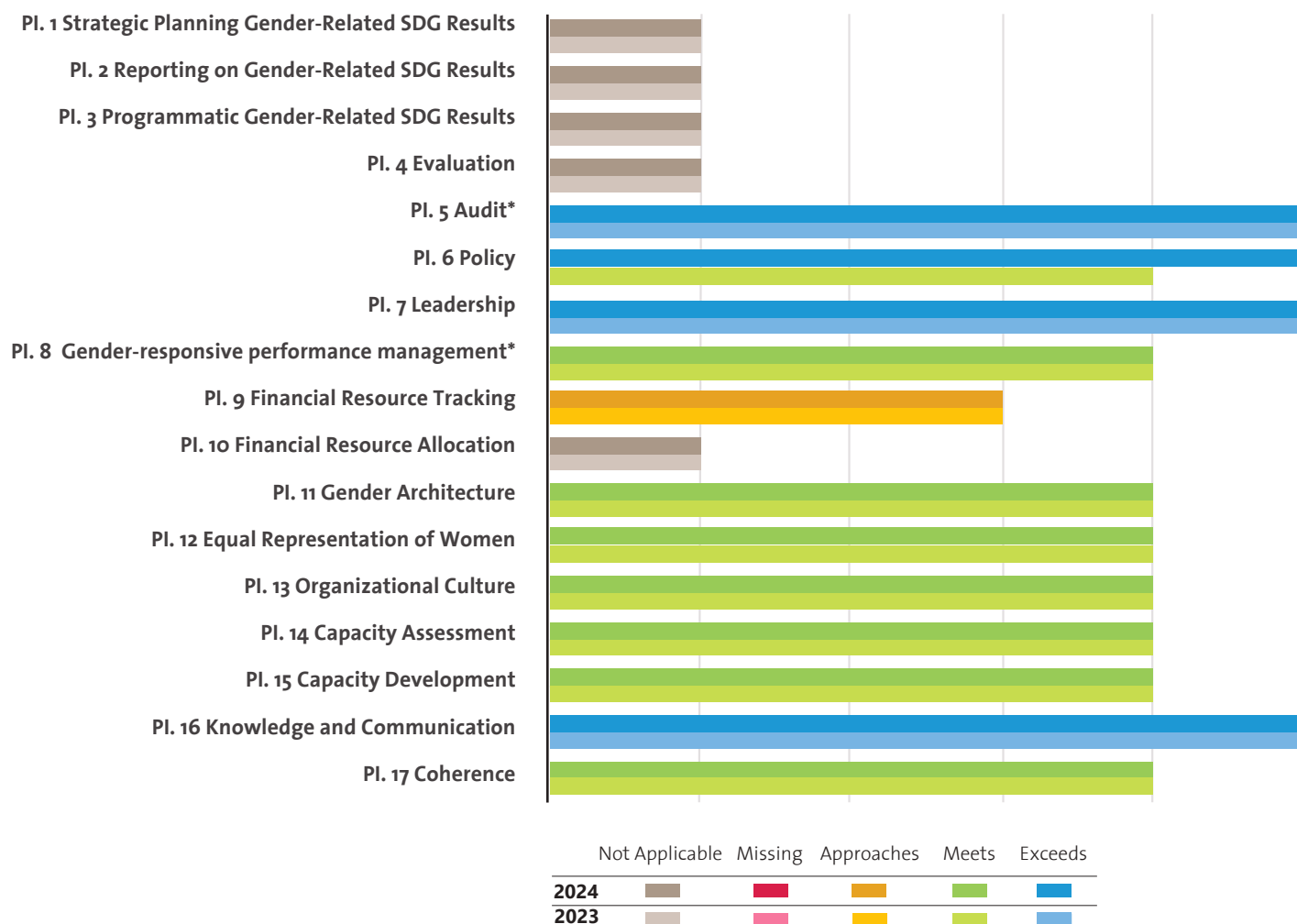
# UNITED NATIONS OFFICE AT GENEVA (UNOG)

## UN-SWAP 2.0 PERFORMANCE 2024

The following three pages capture UNOG's performance on UN-SWAP 2.0 indicators for 2024.

In 2024, UNOG met or exceeded the requirements for 11 out of 12 applicable performance indicators.

## UN-SWAP 2.0 PERFORMANCE BY INDICATOR (2023-2024)



## PERFORMANCE HIGHLIGHTS IN 2024

## Most significant gains

- UNOG exceeded the requirements for four indicators and met them for another eight.
- Commendably, UNOG newly exceeded the requirements for the Policy indicator in 2024.

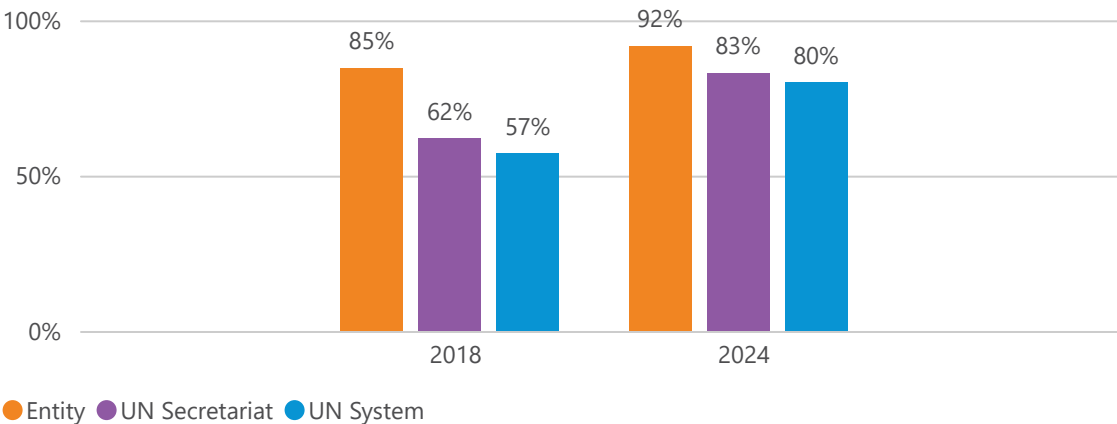
## Areas for improvement

- UN Women encourages UNOG to prioritize the remaining indicator rated as approaching requirements: Financial Resource Tracking.

\* Performance Indicators 5 on Audit and 8 on Gender-responsive performance management are jointly reported for all UN Secretariat entities by OIOS and DMSPC, respectively.

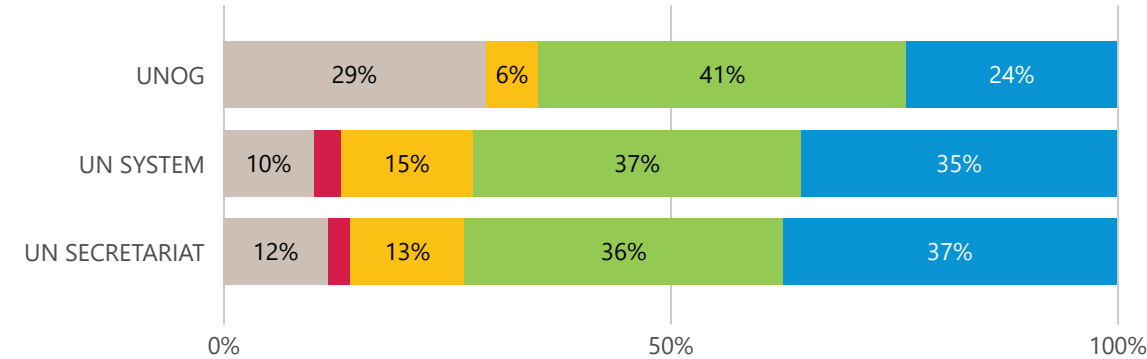
COMPARISON OF OVERALL PERFORMANCE WITHIN THE UN SYSTEM, 2018-2024

PERCENTAGE OF RATINGS MEETING/EXCEEDING REQUIREMENTS (NOT APPLICABLE RATINGS OMITTED)



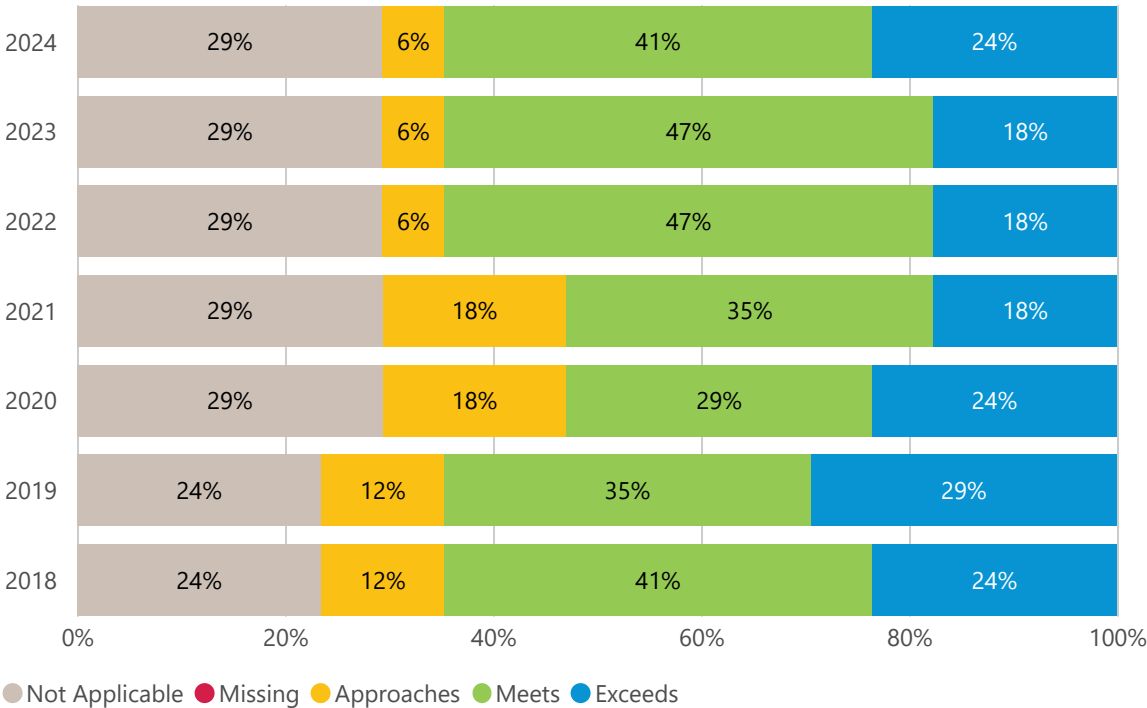
In both 2018 and 2024, UNOG maintained a strong performance that was above the averages of the UN Secretariat and the overall UN System.

COMPARISON OF RATINGS WITHIN THE UN SYSTEM, 2024



In 2024, UNOG met the requirements for more indicators than the averages of the UN Secretariat and the UN System. The entity assessed more indicators as "not applicable" due to its administrative focus.

COMPARISON OF RATINGS BY YEAR, ENTITY SPECIFIC, 2018-2024



From 2018 to 2024, UNOG maintained solid performance and did not miss the requirements for any indicators.

In 2024, UNOG improved upon its 2023 performance by exceeding one additional indicator, marking the highest UN-SWAP 2.0 compliance rate to date.