

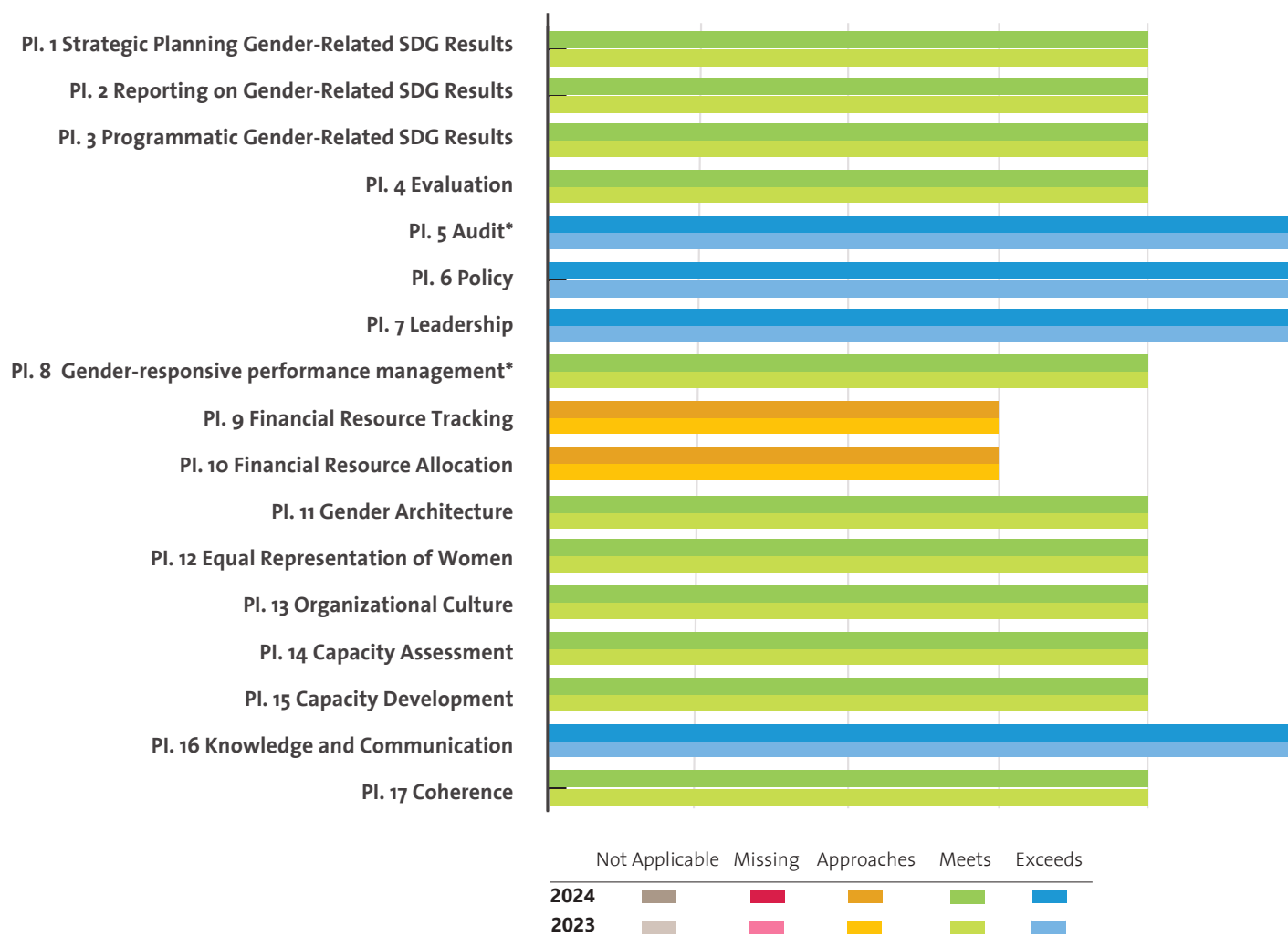
# UNITED NATIONS OFFICE OF COUNTER-TERRORISM (UNOCT)

## UN-SWAP 2.0 PERFORMANCE 2024

The following three pages capture UNOCT's performance on UN-SWAP 2.0 indicators for 2024.

In 2024, UNOCT met or exceeded the requirements for 15 out of 17 applicable performance indicators.

## UN-SWAP 2.0 PERFORMANCE BY INDICATOR (2023-2024)



### PERFORMANCE HIGHLIGHTS IN 2024

#### Most significant gains

- UNOCT consistently exceeded the requirements for four indicators and met the requirements for another eleven indicators maintaining a strong overall performance.

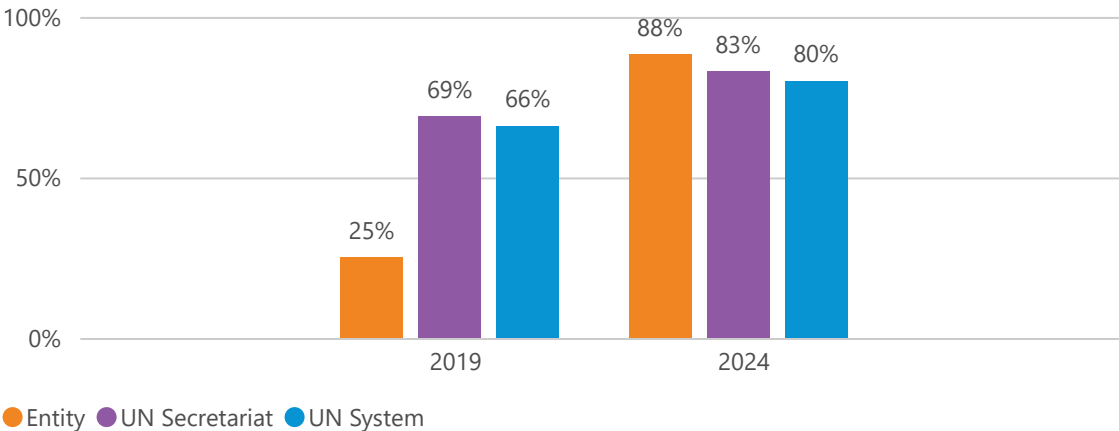
#### Areas for improvement

- UN Women encourages UNOCT to focus its efforts on the two indicators rated as "approaching requirements": Financial Resource Tracking and Financial Resource Allocation.

\* Performance Indicators 5 on Audit and 8 on Gender-responsive performance management are jointly reported for all UN Secretariat entities by OIOS and DMSPC, respectively.

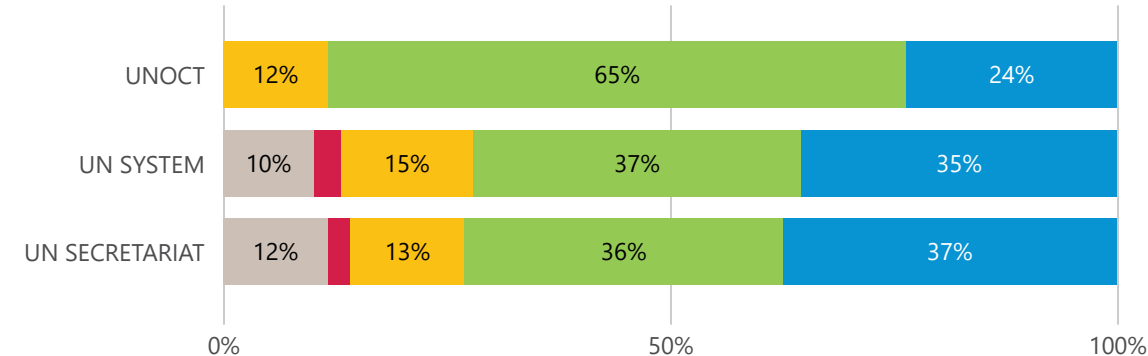
COMPARISON OF OVERALL PERFORMANCE WITHIN THE UN SYSTEM, 2018-2024

PERCENTAGE OF RATINGS MEETING/EXCEEDING REQUIREMENTS (NOT APPLICABLE RATINGS OMITTED)



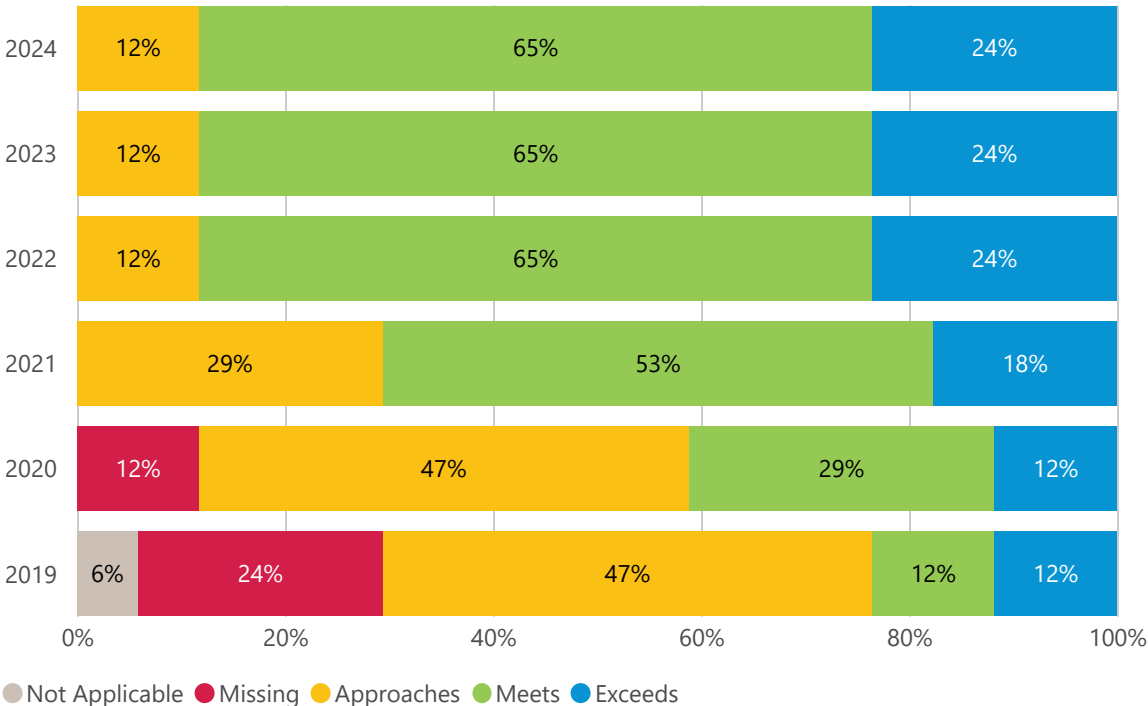
In 2019, the UN Secretariat entities and the overall UN System outperformed UNOCT on average. In 2024, UNOCT outperformed all others on average.

COMPARISON OF RATINGS WITHIN THE UN SYSTEM, 2024



In 2024, UNOCT met or exceeded the requirements for significantly more indicators than both the UN Secretariat as a whole and the overall UN System. The entity did not miss the requirements for any indicators.

COMPARISON OF RATINGS BY YEAR, ENTITY SPECIFIC, 2018-2024



From 2019 to 2024, UNOCT sustained solid progress by meeting and exceeding the requirements for greater proportion of indicators.

In 2024, UNOCT matched its 2023 and 2022 performance with the strongest UN-SWAP 2.0 results to date.