

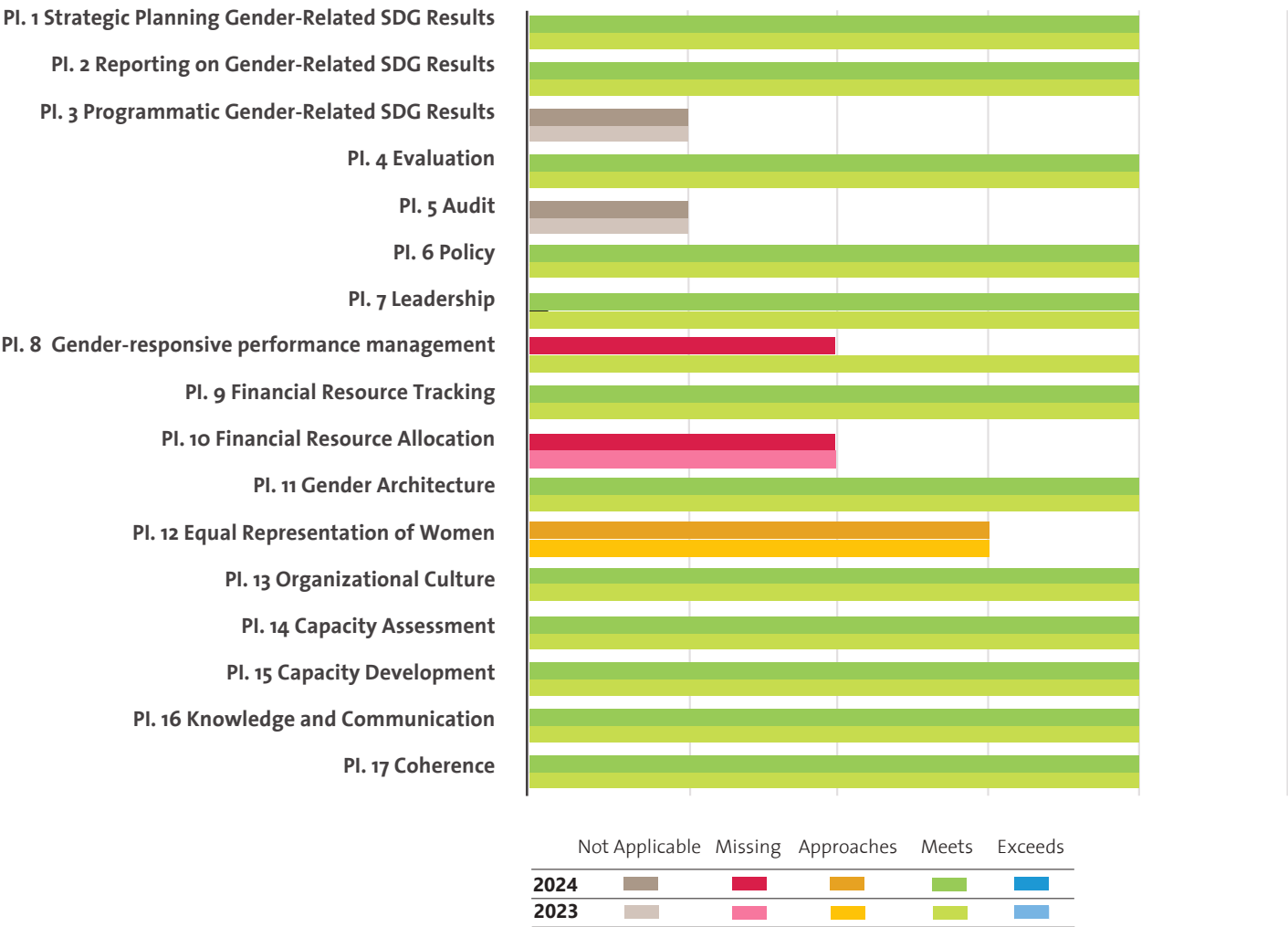
UNITED NATIONS INSTITUTE FOR TRAINING AND RESEARCH (UNITAR)

UN-SWAP 2.0 PERFORMANCE 2024

The following three pages capture
UNITAR's performance on UN-SWAP 2.0
indicators for 2024.

In 2024, UNITAR met the requirements for 12
out of 15 applicable performance indicators.

UN-SWAP 2.0 PERFORMANCE BY INDICATOR (2023-2024)



PERFORMANCE HIGHLIGHTS IN 2024

Most significant gains

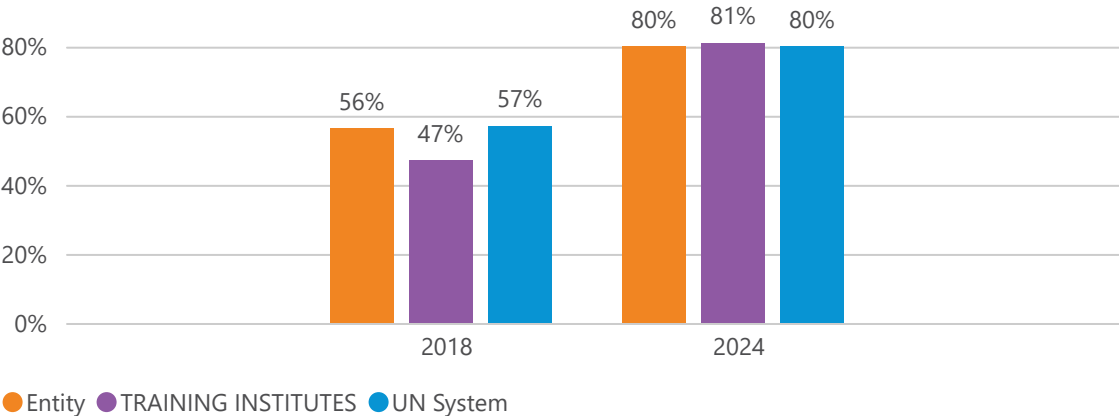
- UNITAR consistently met the requirements for twelve indicators.

Areas for improvement

UN Women encourages UNITAR to prioritize the two indicators currently missing requirements: Gender-responsive Performance Management and Financial Resource Allocation, as well as the one indicator rated as approaching requirements: Equal Representation of Women.

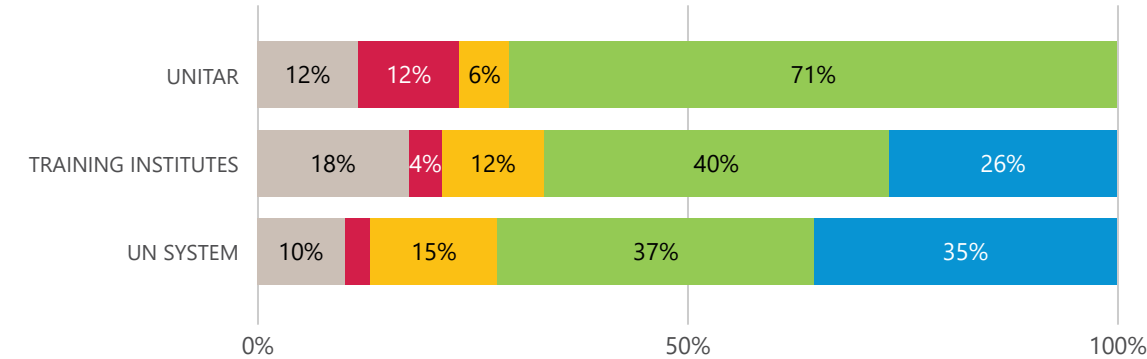
COMPARISON OF OVERALL PERFORMANCE WITHIN THE UN SYSTEM, 2018-2024

PERCENTAGE OF RATINGS MEETING/EXCEEDING REQUIREMENTS (NOT APPLICABLE RATINGS OMITTED)



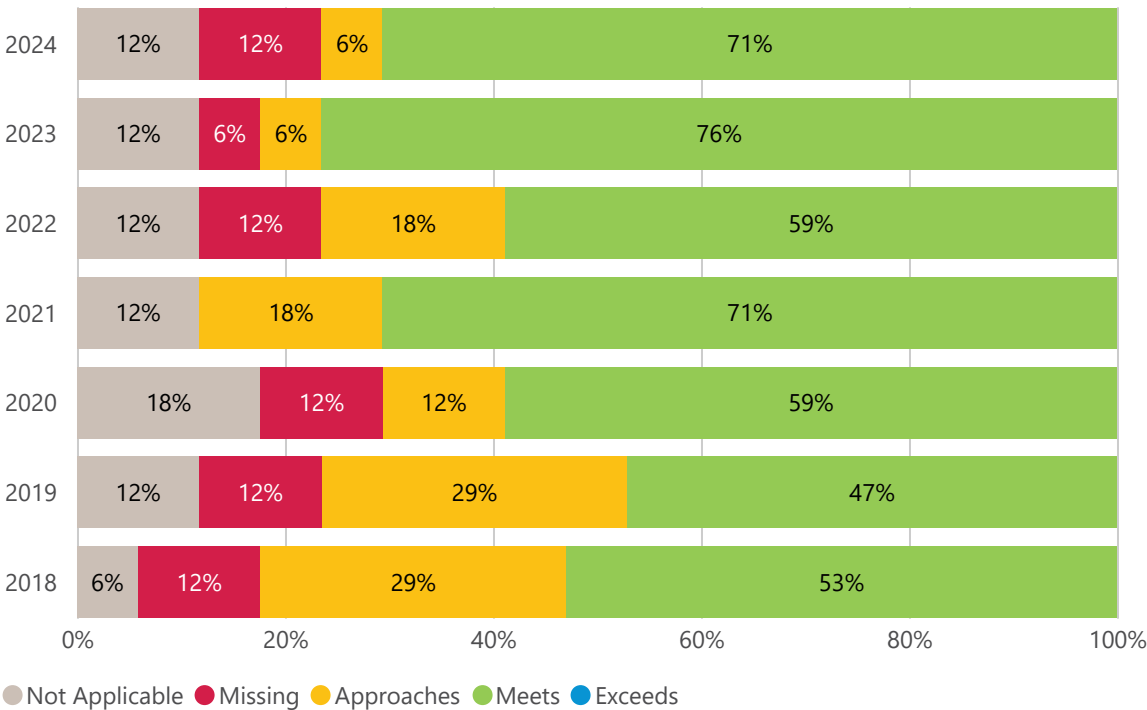
In 2018, UNITAR outperformed the Research and Training Institutes and the overall UN System on average. In 2024, UNITAR maintained a similar level of performance to both Research and Training Institutes and the overall UN system.

COMPARISON OF RATINGS WITHIN THE UN SYSTEM, 2024



In 2024, UNITAR met the requirements for more indicators than the averages of Research and Training Institutes and the UN System. The entity assessed more indicators as applicable than similar entities.

COMPARISON OF RATINGS BY YEAR, ENTITY SPECIFIC, 2018-2024



From 2018 to 2024, UNITAR sustained solid progress by meeting the requirements for an increasingly higher proportion of indicators

In 2024, the entity slightly trailed its 2023 performance with one additional indicator rated "missing" requirements.

* Note: Year-to-year comparisons should be interpreted with caution, as the UN-SWAP rating criteria become progressively more stringent with each reporting cycle.