

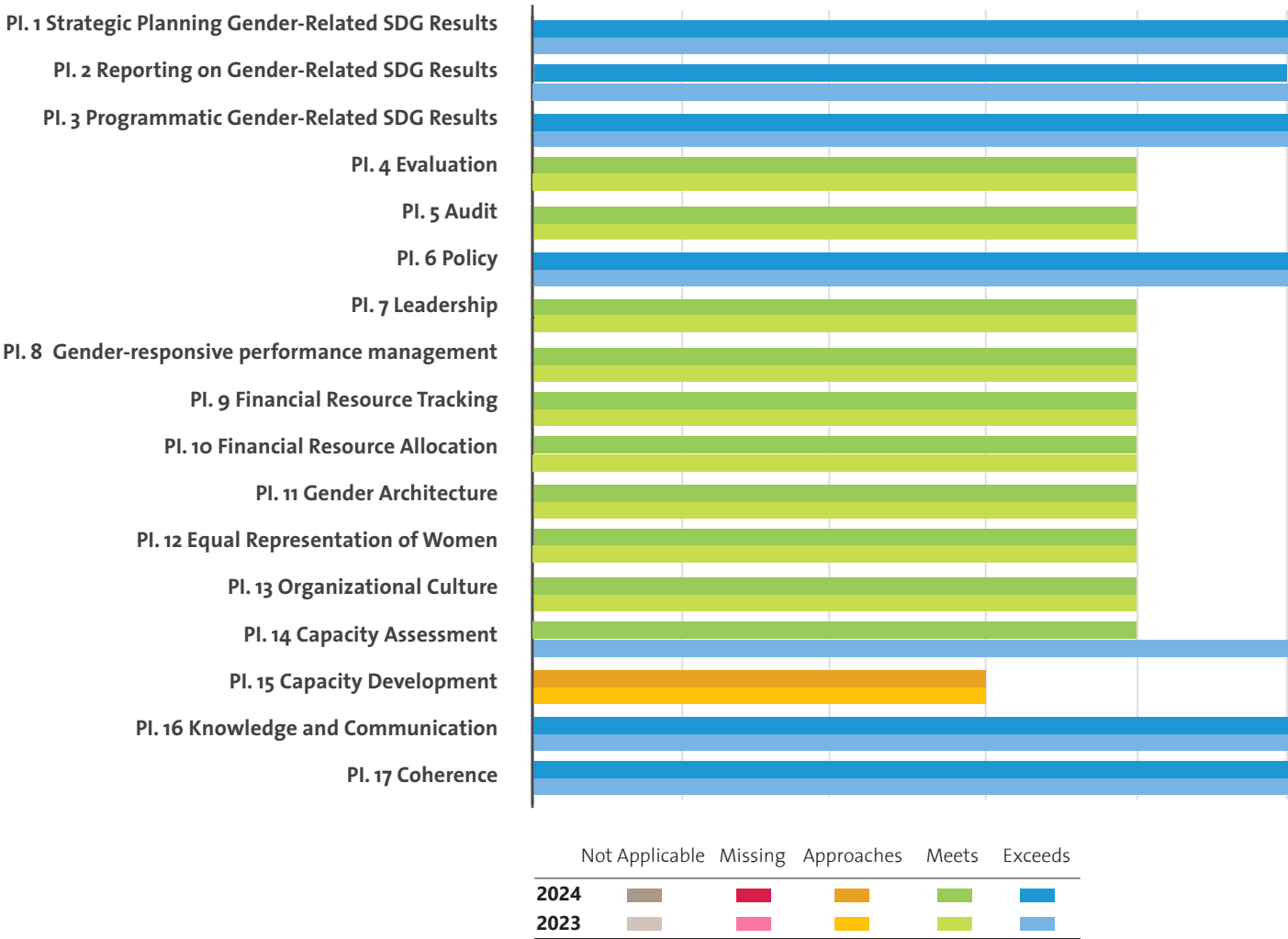
UNITED NATIONS INTERNATIONAL CHILDREN'S FUND (UNICEF)

UN-SWAP 2.0 PERFORMANCE 2024

The following three pages capture UNICEF's performance on UN-SWAP 2.0 indicators for 2024.

In 2024, UNICEF met or exceeded the requirements for 16 out of 17 applicable performance indicators.

UN-SWAP 2.0 PERFORMANCE BY INDICATOR (2023-2024)



PERFORMANCE HIGHLIGHTS IN 2024

Most significant gains

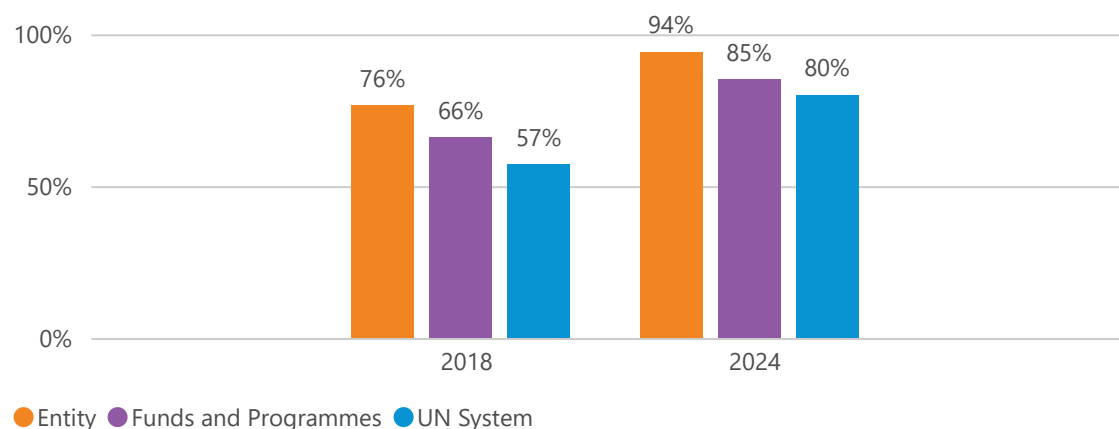
- UNICEF constantly exceeded the requirements for six indicators and met them for another ten indicators.

Areas for improvement

- UN Women encourages UNICEF to focus on the remaining indicator rated as approaching requirements: Capacity Development.
- UN Women also encourages UNICEF to recapture the lost progress on the Capacity Assessment Indicator.

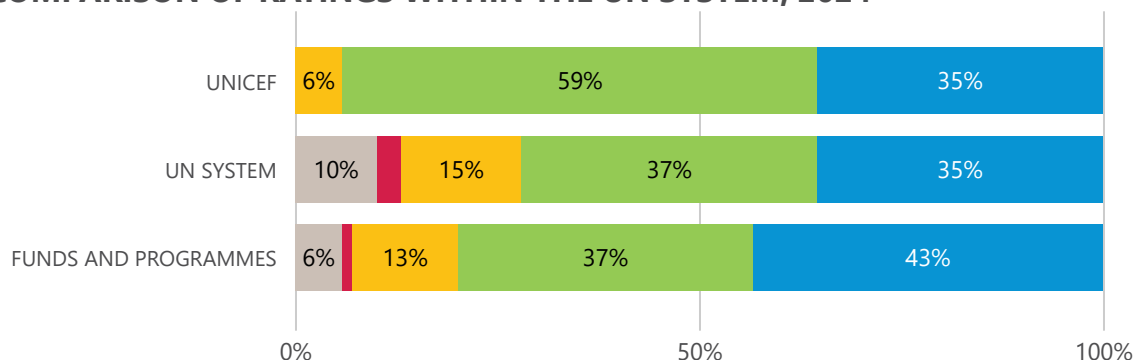
COMPARISON OF OVERALL PERFORMANCE WITHIN THE UN SYSTEM, 2018-2024

PERCENTAGE OF RATINGS MEETING/EXCEEDING REQUIREMENTS (NOT APPLICABLE RATINGS OMITTED)



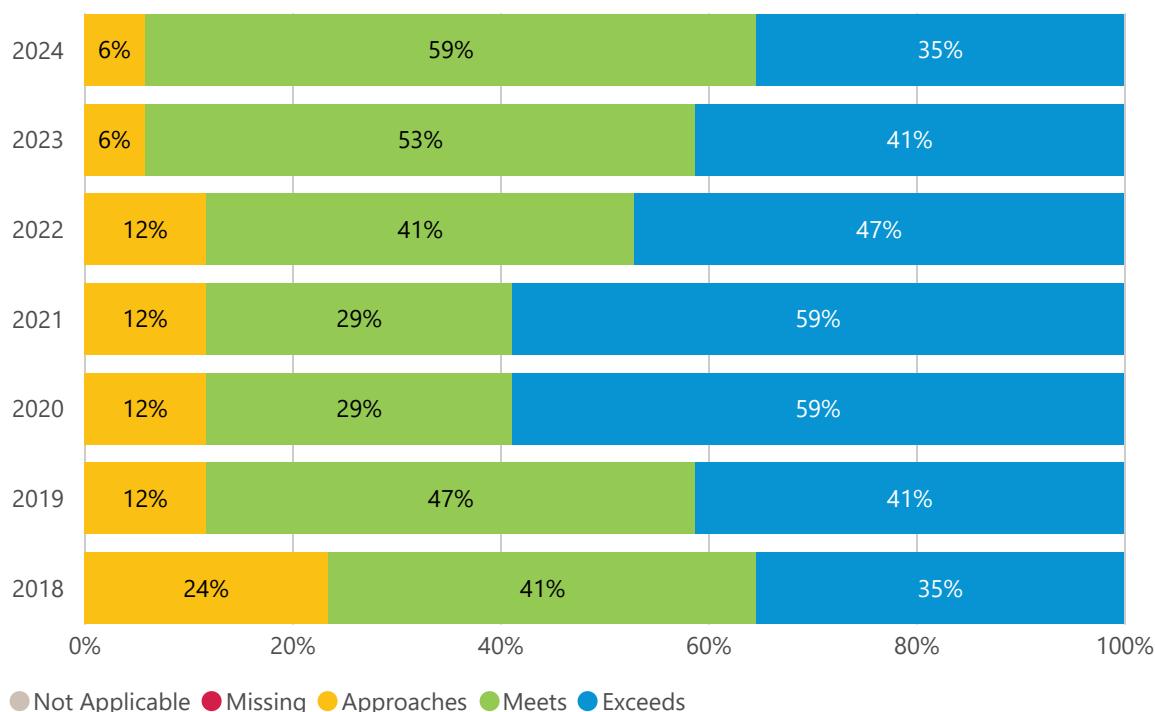
In both 2018 and 2024, UNICEF maintained a strong performance that significantly was above the averages of the Funds and Programmes category as well as the overall UN System.

COMPARISON OF RATINGS WITHIN THE UN SYSTEM, 2024



In 2024, UNICEF met the requirements for significantly more indicators than the average for the Funds and Programmes and the overall UN System. The entity did not miss the requirements for any indicators.

COMPARISON OF RATINGS BY YEAR, ENTITY SPECIFIC, 2018-2024



From 2018 to 2024, UNICEF sustained solid progress by exceeding and meeting the requirements for an increased share of indicators.

In 2024, the entity slightly trailed its 2023 performance, exceeding the requirements for one fewer indicator.