

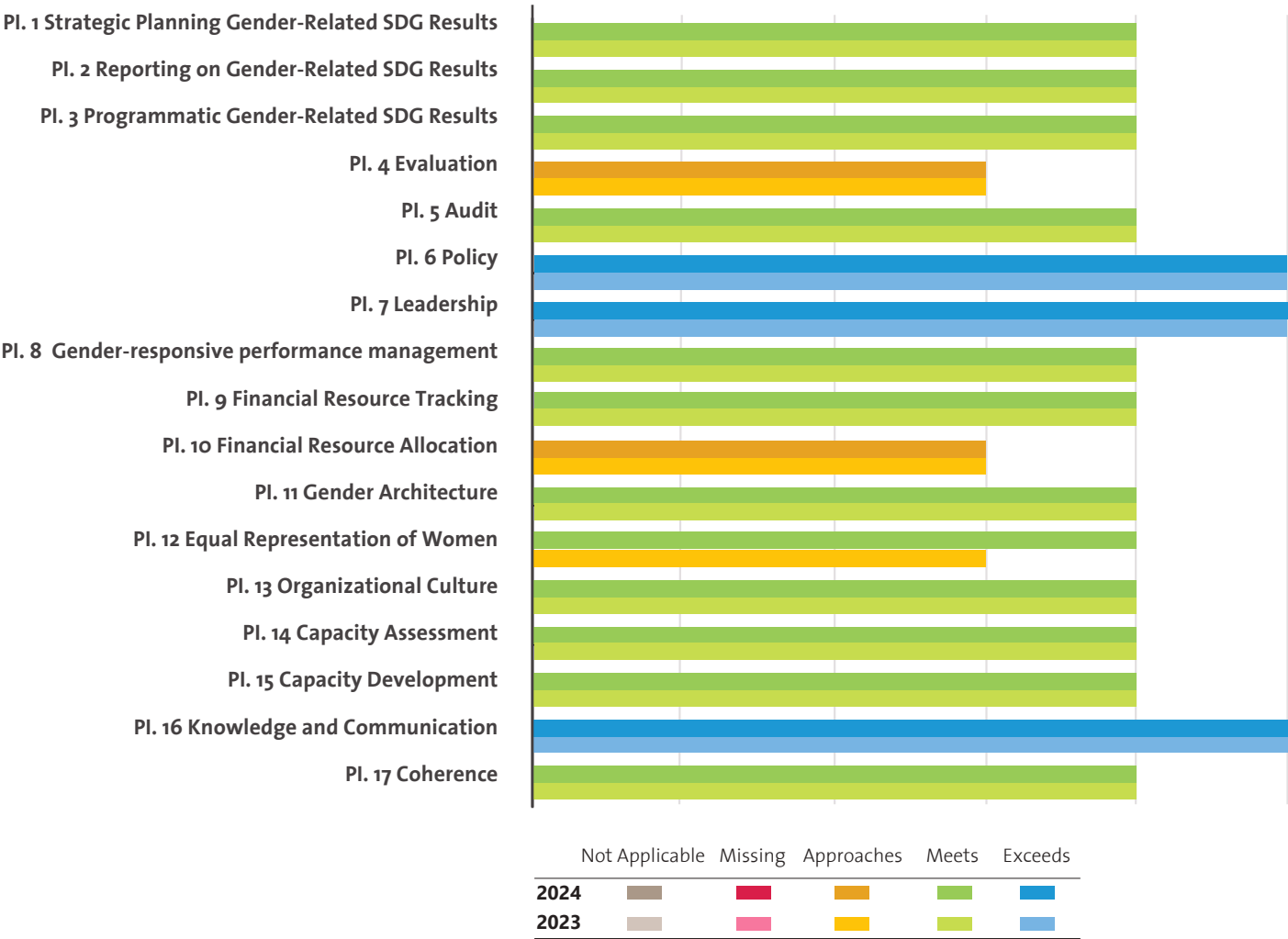
# UNITED NATIONS HIGH COMMISSIONER FOR REFUGEES (UNHCR)

## UN-SWAP 2.0 PERFORMANCE 2024

The following three pages capture UNHCR's performance on UN-SWAP 2.0 indicators for 2024.

In 2024, UNHCR met or exceeded the requirements for 15 out of 17 applicable performance indicators.

UN-SWAP 2.0 PERFORMANCE BY INDICATOR (2023-2024)



PERFORMANCE HIGHLIGHTS IN 2024

Most significant gains

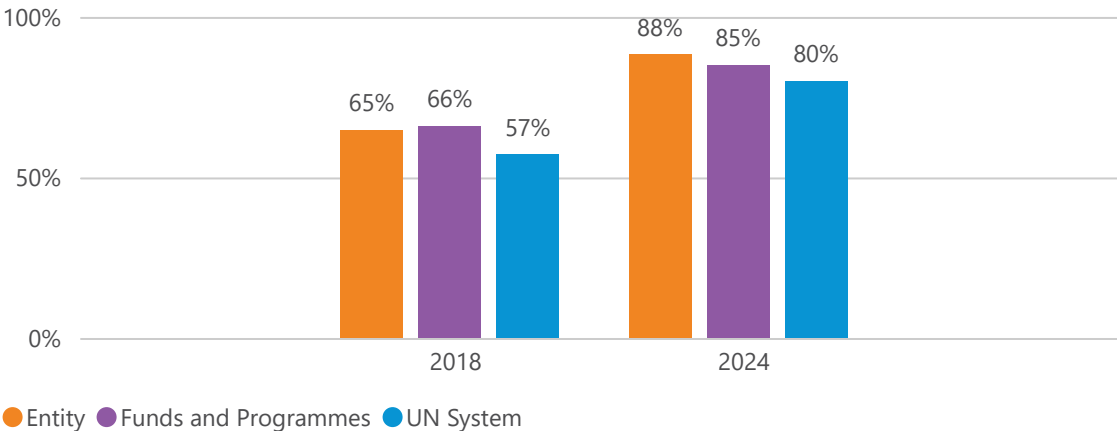
- UNHCR exceeded the requirements for three performance indicators and met the requirements for another twelve performance indicators.
- Most significantly in 2024, UNHCR newly met requirements for the Equal Representation of Women performance indicator.

Areas for improvement

- UN Women encourages UNHCR to prioritize the two performance indicators rated approaching requirements: Evaluation and Financial Resource Allocation.

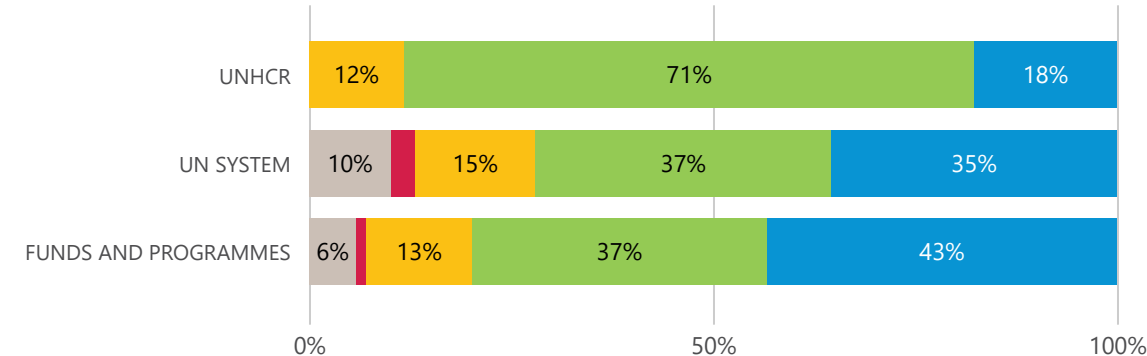
COMPARISON OF OVERALL PERFORMANCE WITHIN THE UN SYSTEM, 2018-2024

PERCENTAGE OF RATINGS MEETING/EXCEEDING REQUIREMENTS (NOT APPLICABLE RATINGS OMITTED)



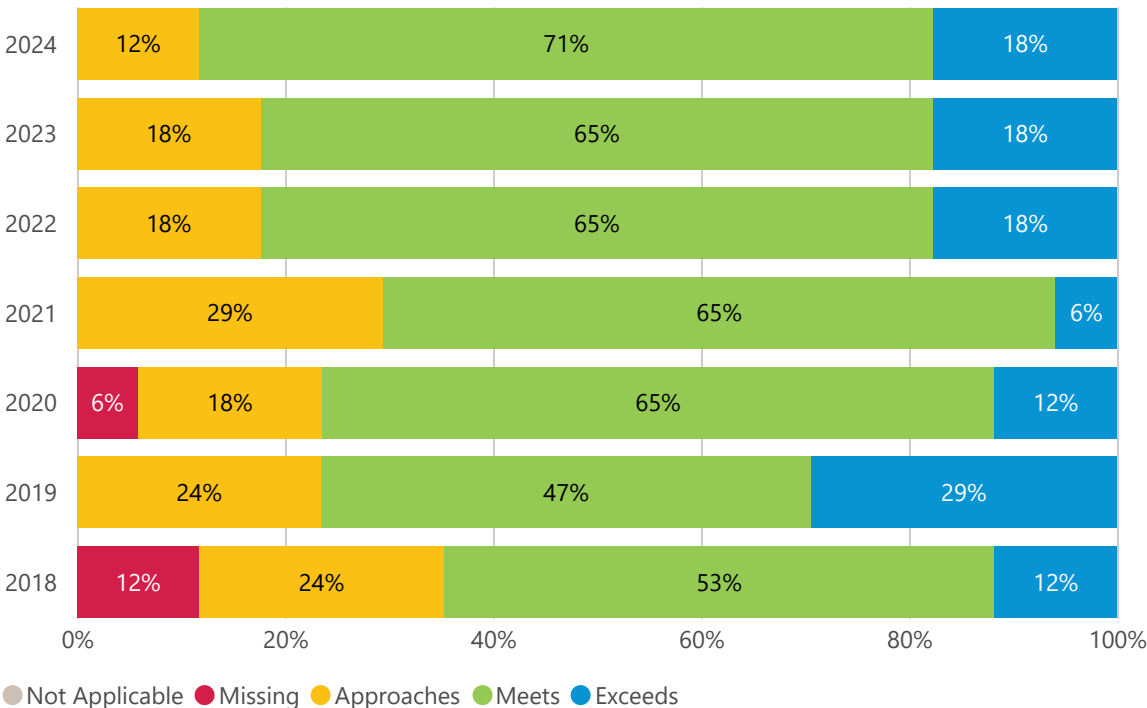
In both 2018 and 2024, UNHCR outperformed the averages of the Funds and Programmes and the overall UN System.

COMPARISON OF RATINGS WITHIN THE UN SYSTEM, 2024



In 2024, UNHCR met more indicators than the average for the Funds and Programmes. The entity did not miss the requirements for any indicators.

COMPARISON OF RATINGS BY YEAR, ENTITY SPECIFIC, 2018-2024



From 2018 to 2024, UNHCR sustained solid progress by meeting the requirements for a greater proportion of indicators, though few indicators were rated as "exceeding" requirements.

In 2024, the entity improved upon its 2023 performance by meeting the requirements for one additional indicator, marking its strongest UN-SWAP 2.0 performance to date.