

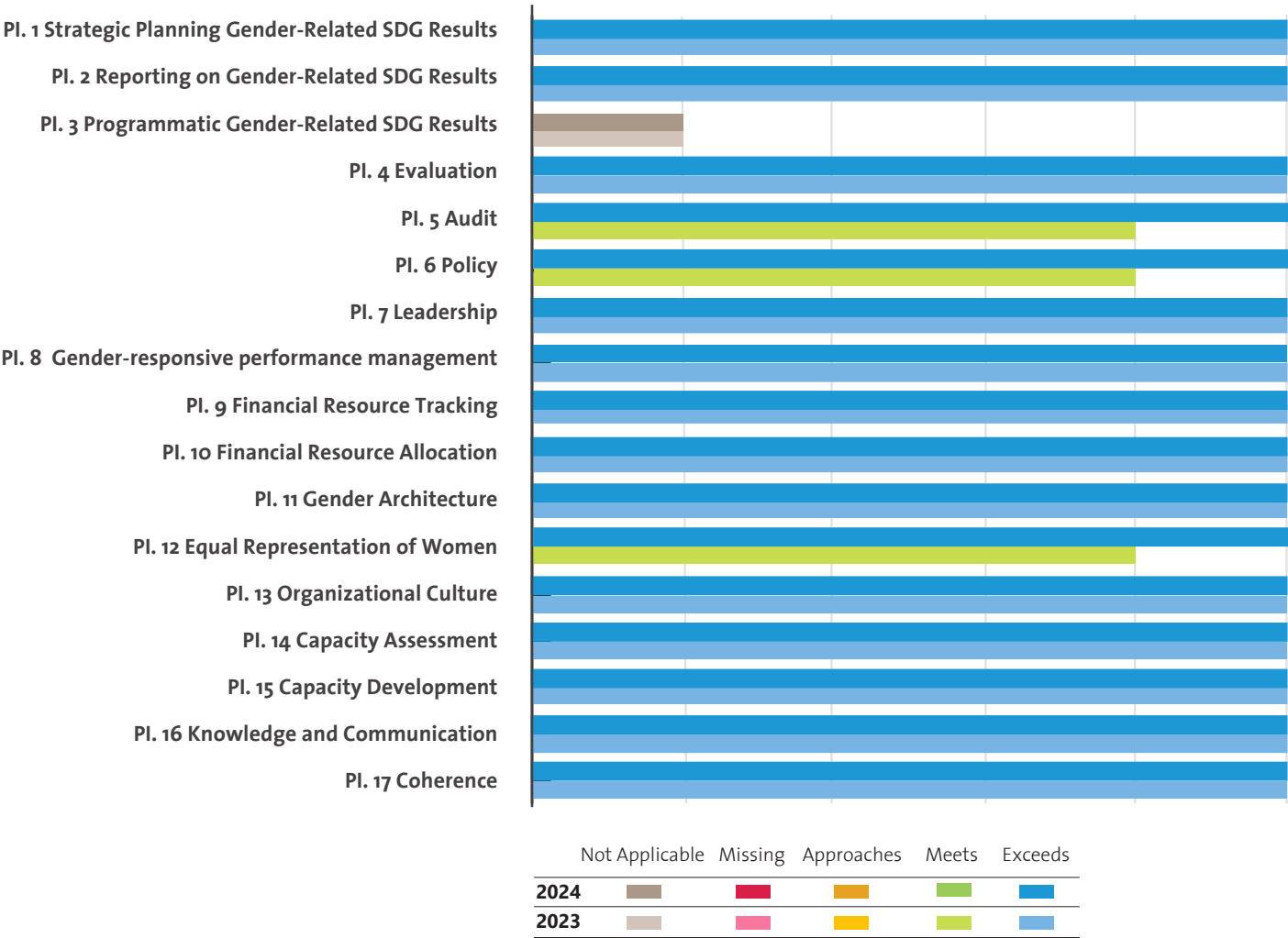
UNITED NATIONS POPULATION FUND (UNFPA)

UN-SWAP 2.0 PERFORMANCE 2024

The following three pages capture UNFPA's performance on UN-SWAP 2.0 indicators for 2024.

In 2024, UNFPA exceeded the requirements for 16 out of 16 applicable performance indicators.

UN-SWAP 2.0 PERFORMANCE BY INDICATOR (2023-2024)



PERFORMANCE HIGHLIGHTS IN 2024

Most significant gains

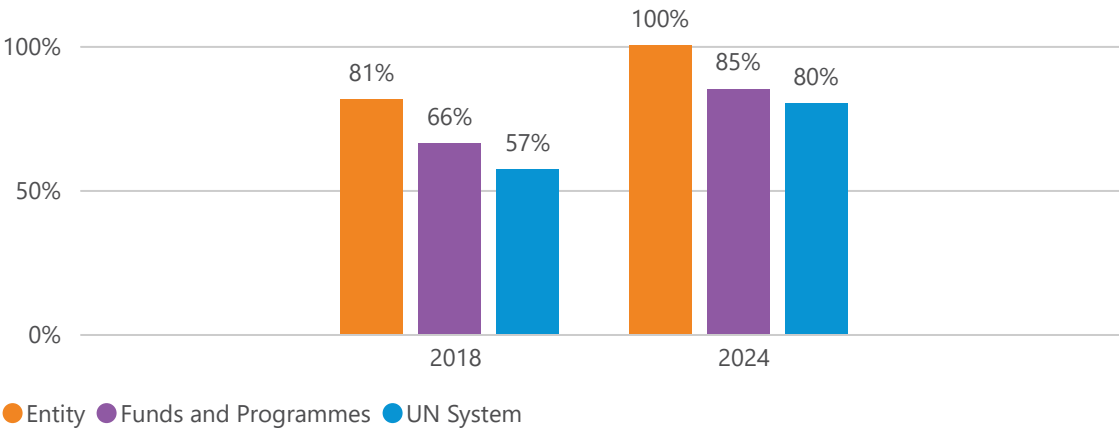
- Remarkably, UNFPA exceeded requirements for all sixteen indicators applicable, including newly exceeding three performance indicators in 2024: Audit, Policy and the Equal Representation of Women.

Areas for improvement

- UN Women commends UNFPA's performance and encourages continued excellence in the implementation of UN-SWAP 3.0.

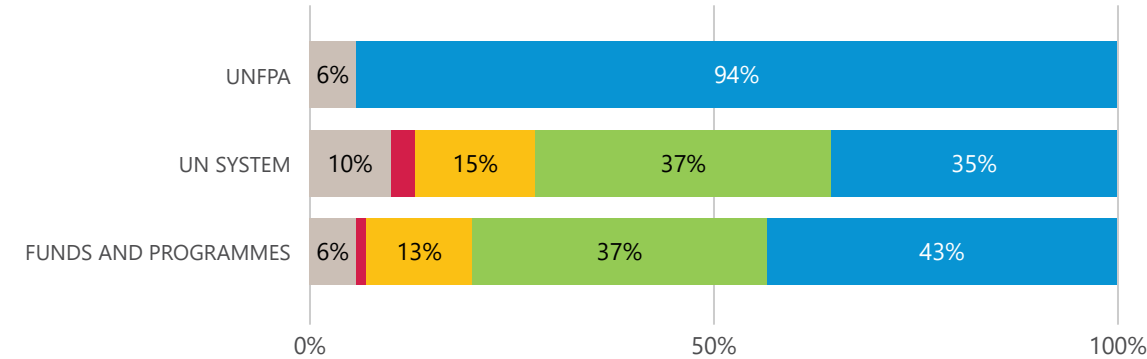
COMPARISON OF OVERALL PERFORMANCE WITHIN THE UN SYSTEM, 2018-2024

PERCENTAGE OF RATINGS MEETING/EXCEEDING REQUIREMENTS (NOT APPLICABLE RATINGS OMITTED)



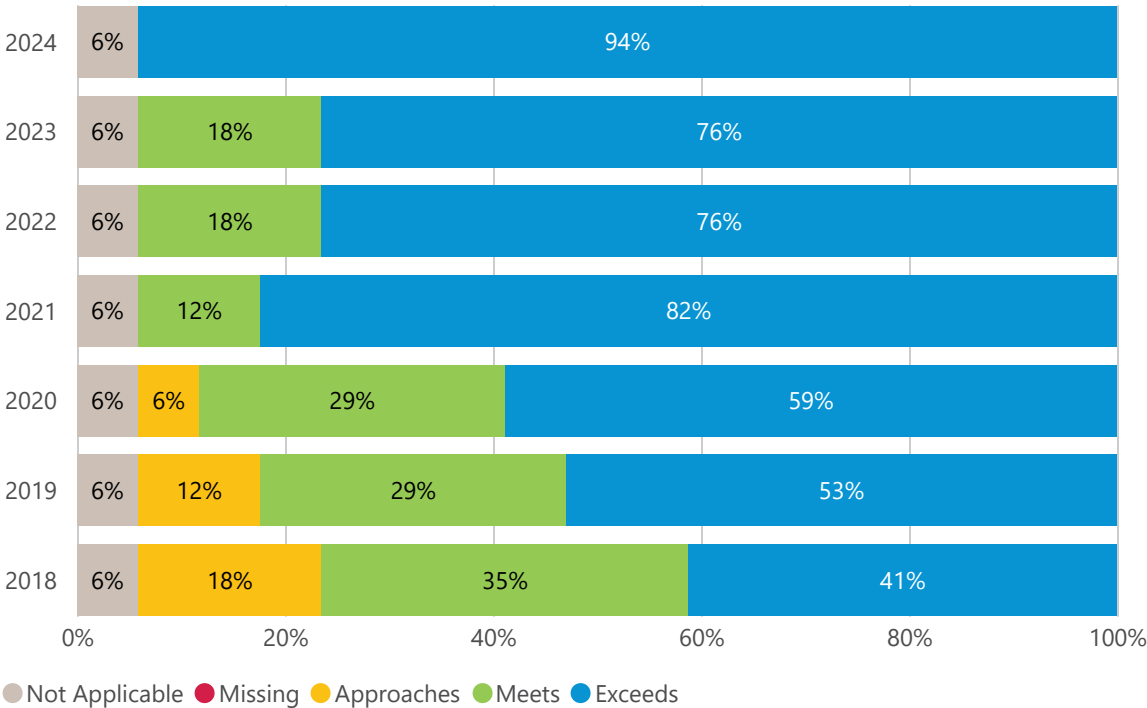
In both 2018 and 2024, UNFPA outperformed the averages of the Funds and Programmes and the overall UN System.

COMPARISON OF RATINGS WITHIN THE UN SYSTEM, 2024



In 2024, UNFPA exceeded the requirements for more than twice as many indicators as the overall UN system. The entity did not miss the requirements for any indicators.

COMPARISON OF RATINGS BY YEAR, ENTITY SPECIFIC, 2018-2024



From 2018 to 2024, UNFPA sustained solid progress by meeting or exceeding the requirements for a large proportion of indicators.

Commendably, in 2024, the entity exceeded the requirements for all applicable indicators, marking its strongest UN-SWAP performance to date.