

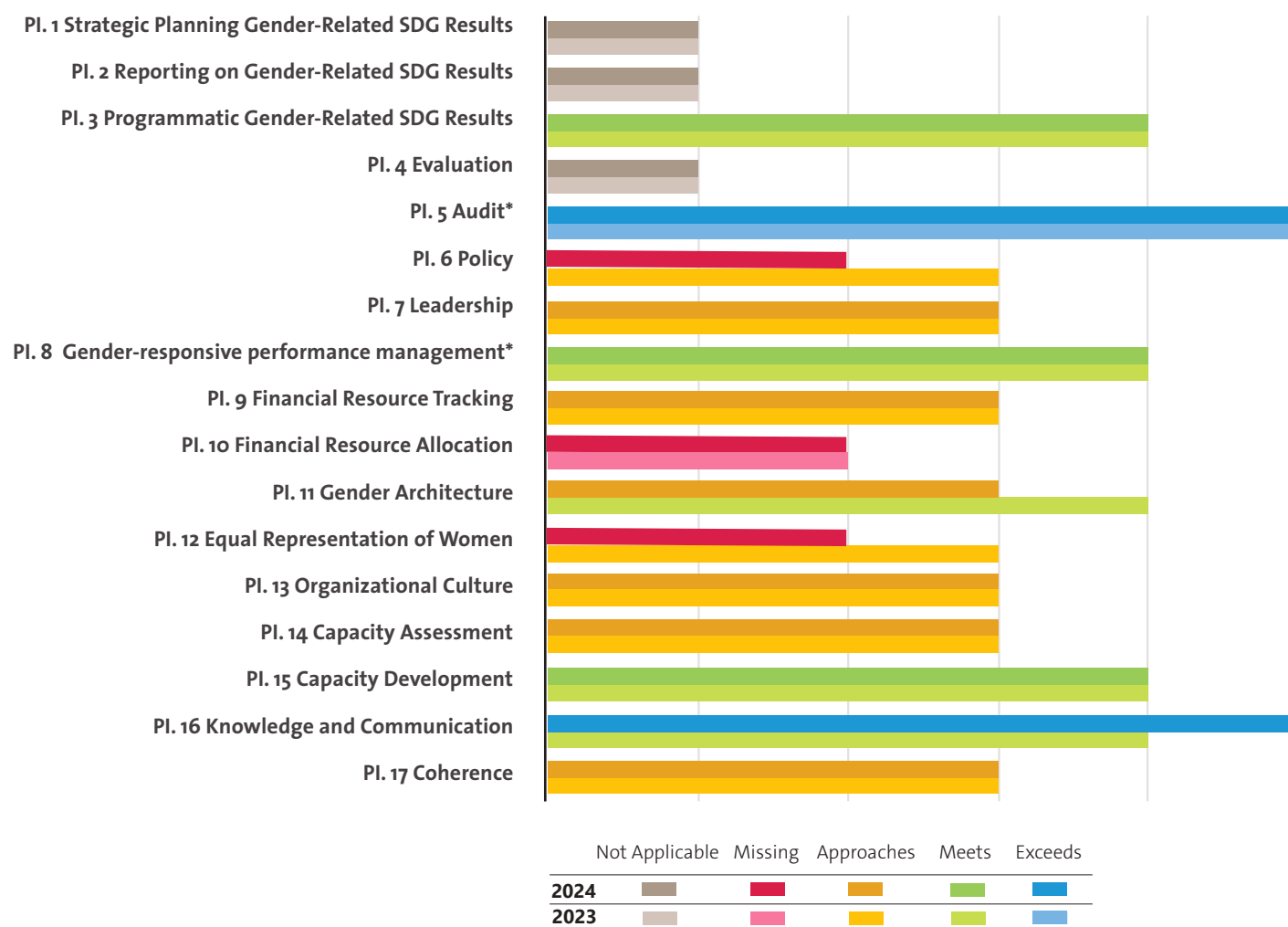
UNITED NATIONS FRAMEWORK CONVENTION ON CLIMATE CHANGE (UNFCCC)

UN-SWAP 2.0 PERFORMANCE 2024

The following three pages capture UNFCCC' performance on UN-SWAP 2.0 indicators for 2024.

In 2024, UNFCCC met or exceeded the requirements for 5 out of 14 applicable performance indicators.

UN-SWAP 2.0 PERFORMANCE BY INDICATOR (2023-2024)



PERFORMANCE HIGHLIGHTS IN 2024

Most significant gains

- In 2024, UNFCCC exceeded the requirements for two indicators and met them for another three indicators.

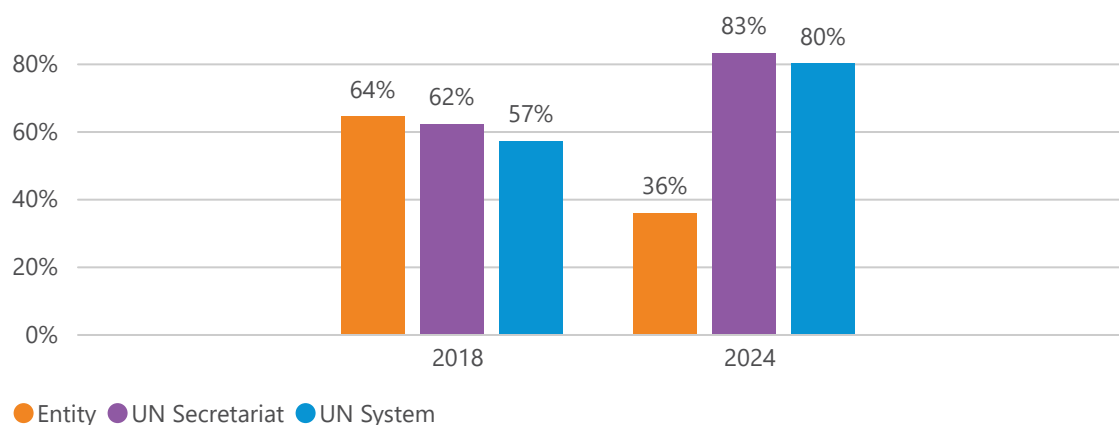
Areas for improvement

- UN Women encourages UNFCCC to focus on the three indicators currently missing requirements: Policy, Financial Resource Allocation and Equal Representation of Women, as well as the six indicators rated as approaching requirements.

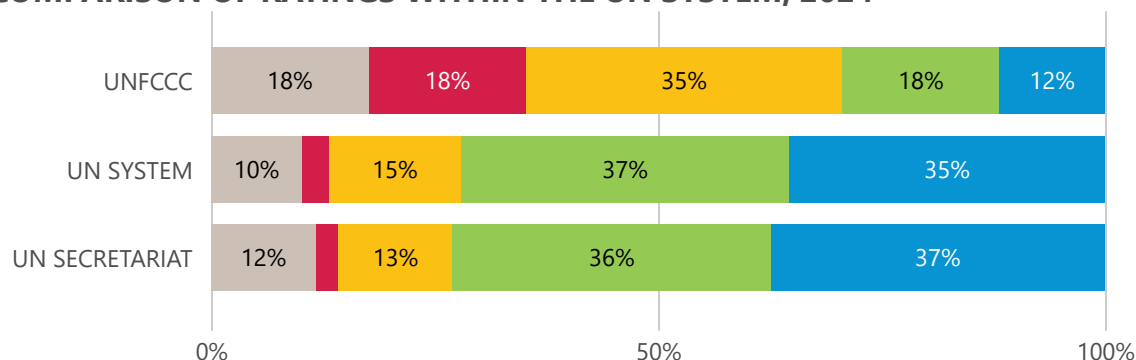
* Performance Indicators 5 on Audit and 8 on Gender-responsive performance management are jointly reported for all UN Secretariat entities by OIOS and DMSPC, respectively.

COMPARISON OF OVERALL PERFORMANCE WITHIN THE UN SYSTEM, 2018-2024

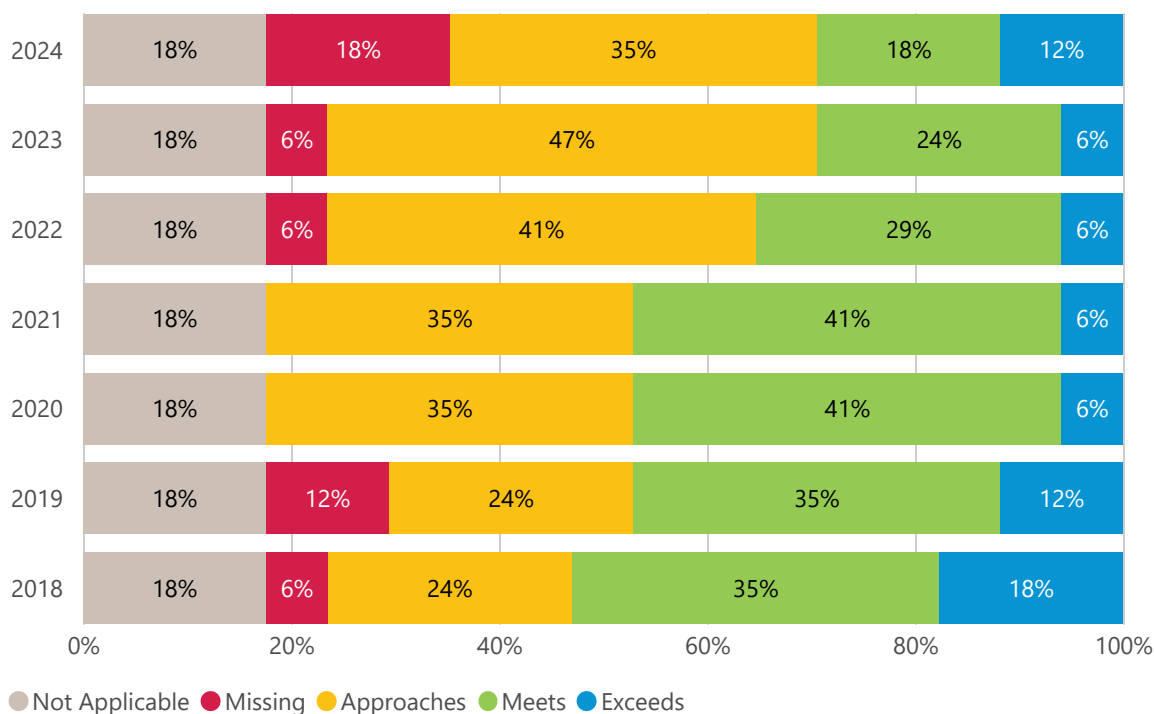
PERCENTAGE OF RATINGS MEETING/EXCEEDING REQUIREMENTS (NOT APPLICABLE RATINGS OMITTED)



In 2018, UNFCCC outperformed the averages of the UN Secretariat and the overall UN System. In 2024, UNFCCC fell below the comparative averages.

COMPARISON OF RATINGS WITHIN THE UN SYSTEM, 2024

In 2024, UNFCCC exceeded or met the requirements for significantly fewer indicators compared to the averages of the UN Secretariat and the UN system as a whole.

COMPARISON OF RATINGS BY YEAR, ENTITY SPECIFIC, 2018-2024

From 2018 to 2024, UNFCCC showed a decline in performance with fewer applicable indicators rated as "exceeding" or "meeting" requirements.

In 2024, the entity rated one additional indicator as "exceeding" requirements but missed the requirements for two additional indicators.