

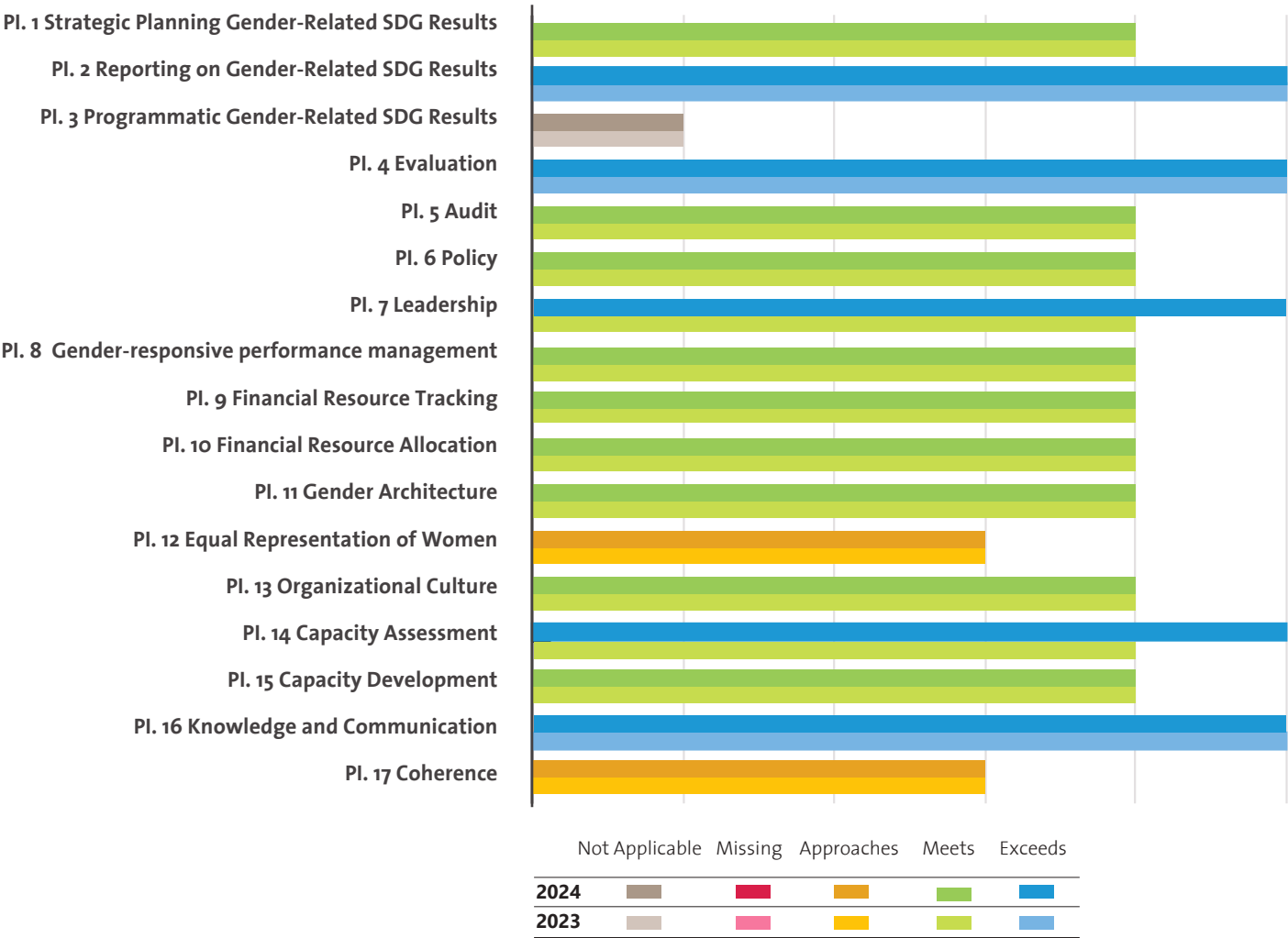
UNITED NATIONS EDUCATIONAL SCIENTIFIC AND CULTURAL ORGANIZATION (UNESCO)

UN-SWAP 2.0 PERFORMANCE 2024

The following three pages capture UNESCO's performance on UN-SWAP 2.0 indicators for 2024.

In 2024, UNESCO met or exceeded the requirements for 14 out of 16 applicable performance indicators.

UN-SWAP 2.0 PERFORMANCE BY INDICATOR (2023-2024)



PERFORMANCE HIGHLIGHTS IN 2024

Most significant gain

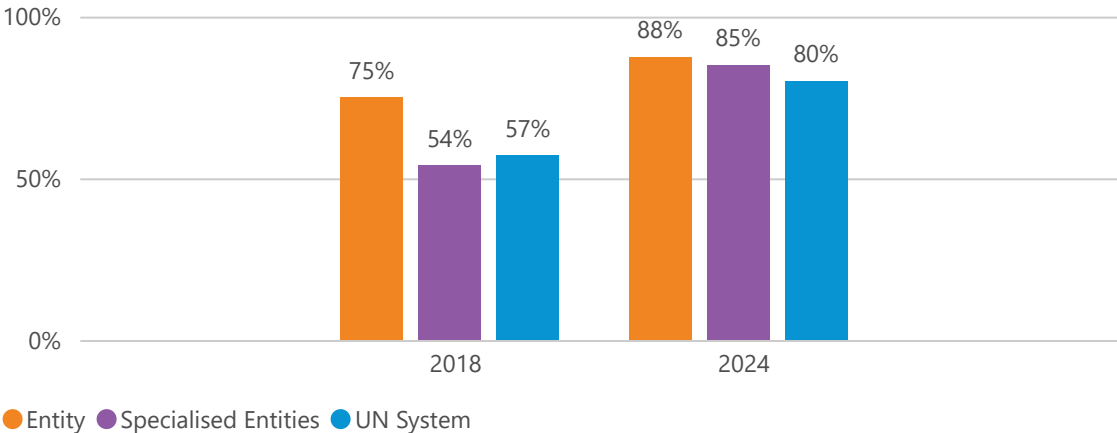
- UNESCO exceeded the requirements for five indicators and met them for another nine indicators.
- Significantly in 2024, UNESCO newly exceeded requirements for the Capacity Assessment indicator.

Areas for improvement

- UN Women encourages increased efforts toward the two remaining indicators rated as approaching requirements: Equal representation of women and Coherence.

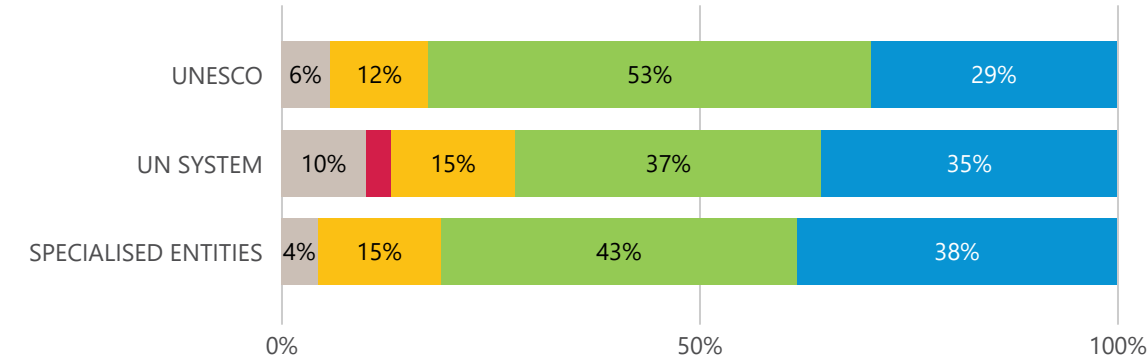
COMPARISON OF OVERALL PERFORMANCE WITHIN THE UN SYSTEM, 2018-2024

PERCENTAGE OF RATINGS MEETING/EXCEEDING REQUIREMENTS (NOT APPLICABLE RATINGS OMITTED)



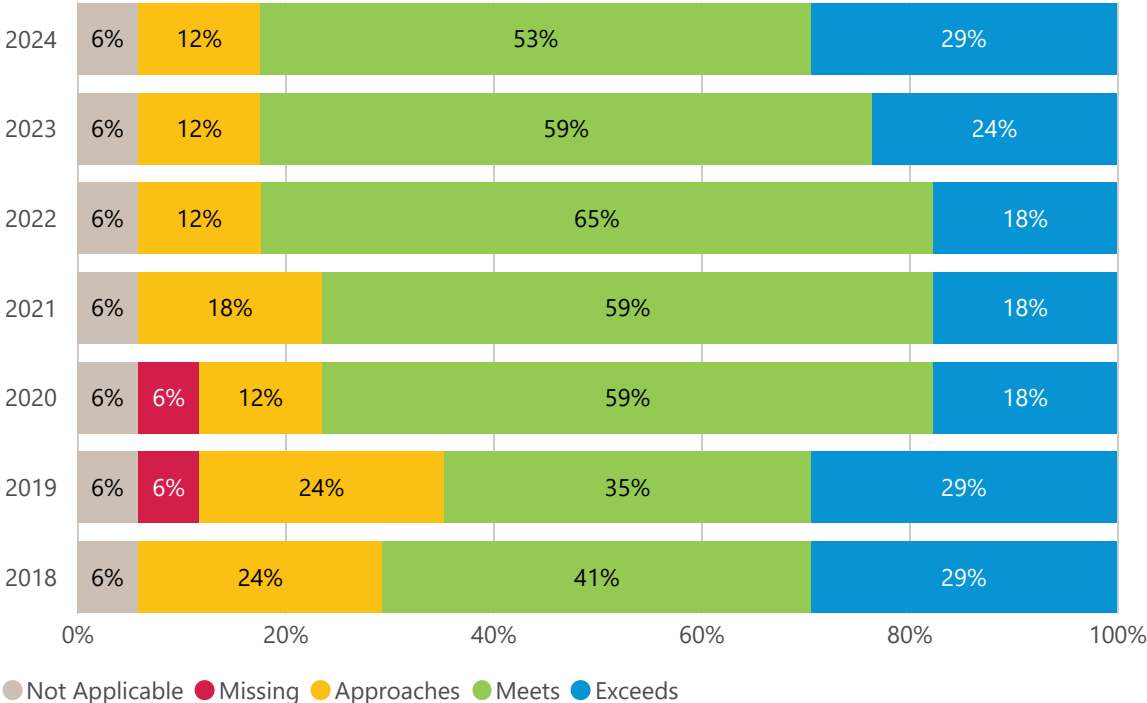
In both 2018 and 2024, UNESCO outperformed the averages of the Specialised entities and the overall UN System.

COMPARISON OF RATINGS WITHIN THE UN SYSTEM, 2024



In 2024, UNESCO met the requirements for more indicators than the averages of the Specialised entities and the UN System as a whole.

COMPARISON OF RATINGS BY YEAR, ENTITY SPECIFIC, 2018-2024



From 2018 to 2024, UNESCO maintained solid progress by meeting and exceeding the requirements for a greater proportion of indicators.

In 2024, UNESCO improved upon its 2023 performance by exceeding one additional indicator, marking its its strongest UN-SWAP 2.0 performance to date.