

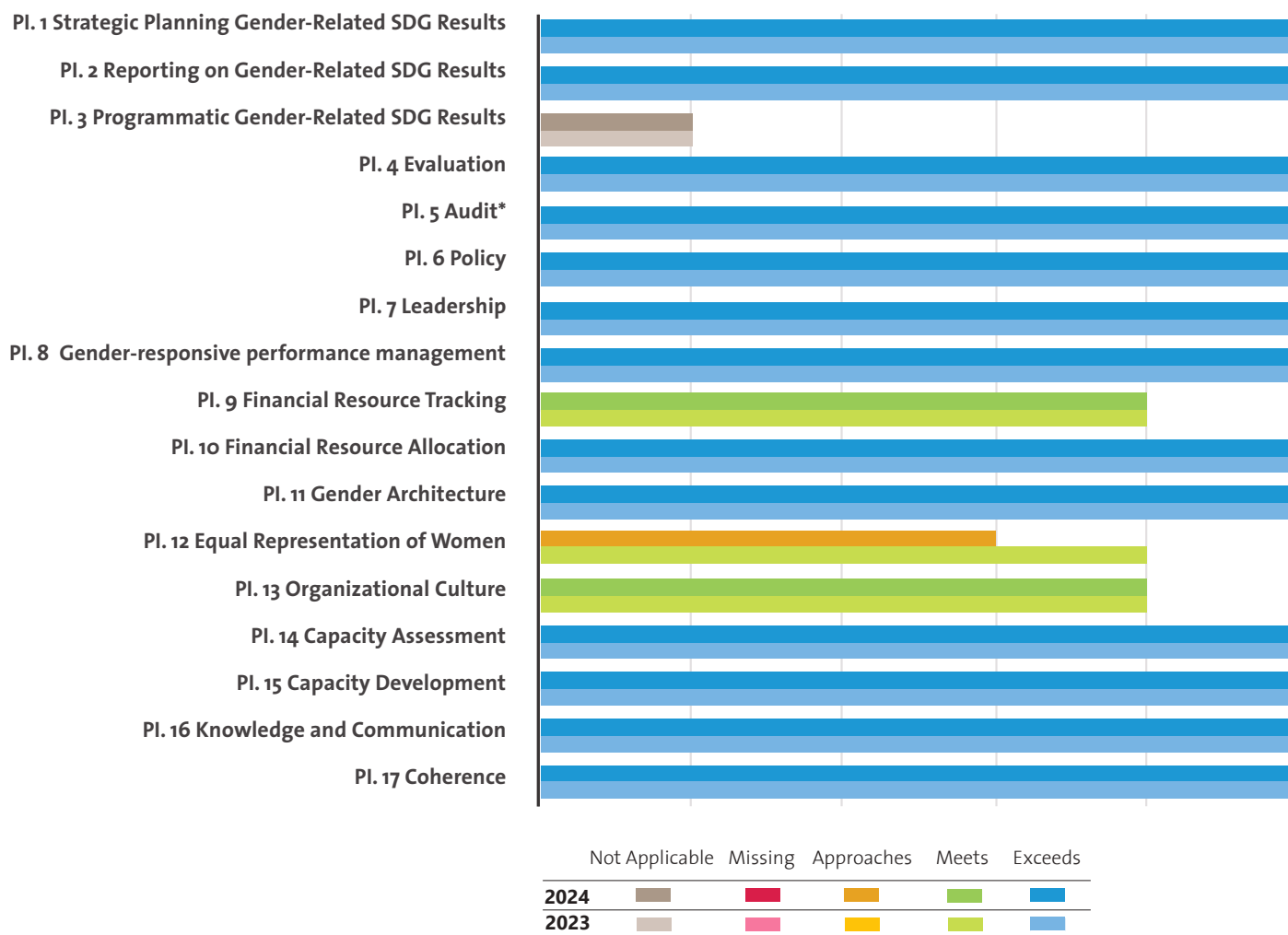
UNITED NATIONS ECONOMIC AND SOCIAL COMMISSION FOR ASIA AND THE PACIFIC (ESCAP)

UN-SWAP 2.0 PERFORMANCE 2024

The following three pages capture
ESCAP's performance on UN-SWAP 2.0
indicators for 2024.

In 2024, ESCAP met or exceeded
the requirements for 15 out of 16 applicable
performance indicators.

UN-SWAP 2.0 PERFORMANCE BY INDICATOR (2023-2024)



PERFORMANCE HIGHLIGHTS IN 2024

Most significant gains

- ESCAP exceeded requirements for thirteen indicators and met them for an additional two indicators.

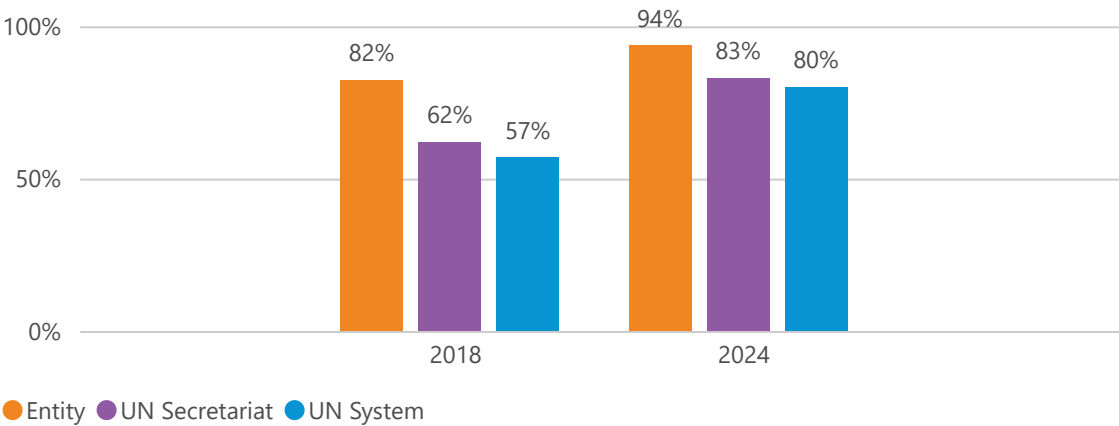
Areas for improvement

- UN Women encourages ESCAP to regain lost progress on the Equal Representation of Women indicator, which regressed to approaching requirements in 2024.

* Performance Indicator 5 on Audit is jointly reported for all UN Secretariat entities by OIOS.

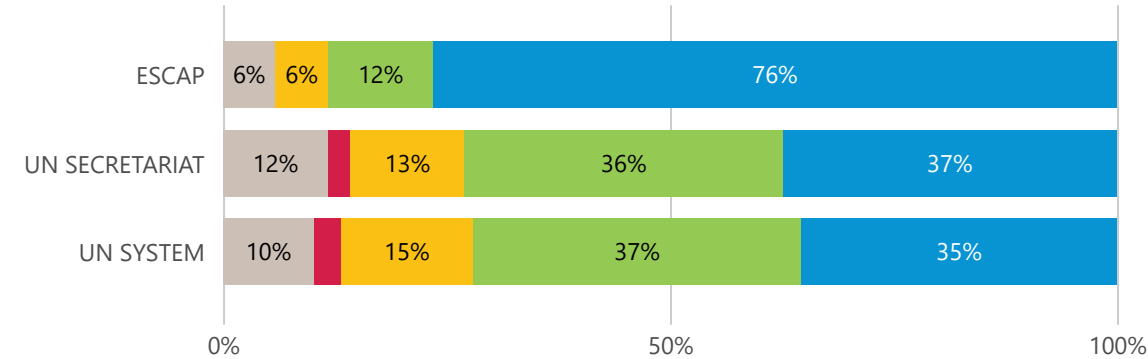
COMPARISON OF OVERALL PERFORMANCE WITHIN THE UN SYSTEM, 2018-2024

PERCENTAGE OF RATINGS MEETING/EXCEEDING REQUIREMENTS (NOT APPLICABLE RATINGS OMITTED)



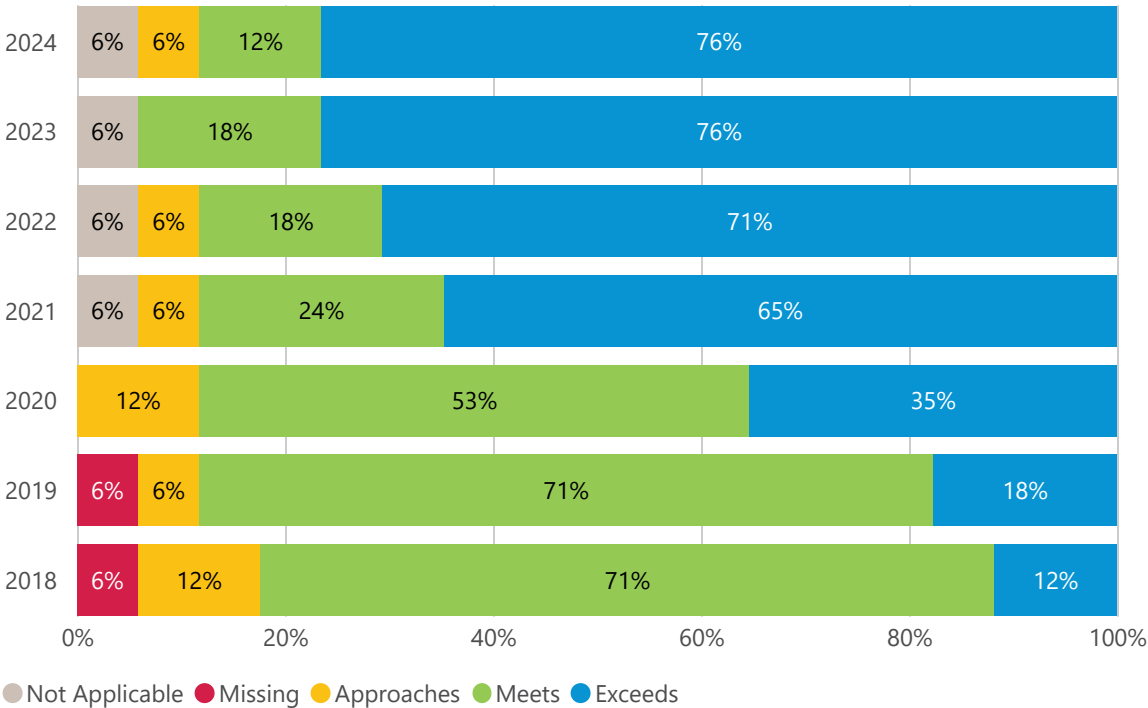
In both 2018 and 2024, ESCAP maintained a strong performance that was above the average of the overall UN System.

COMPARISON OF RATINGS WITHIN THE UN SYSTEM, 2024



In 2024, ESCAP exceeded the requirements for significantly more indicators than the averages of the UN Secretariat and the overall UN system. The entity did not miss the requirements for any indicators.

COMPARISON OF RATINGS BY YEAR, ENTITY SPECIFIC, 2018-2024



From 2018 to 2024, ESCAP demonstrated progress by exceeding the requirements for a larger share of indicators (increasing from 12% in 2018 to 76% in 2024).

In 2024, ESCAP slightly trailed its 2023 performance with one indicator moving from "meeting" to "approaching" requirements.