

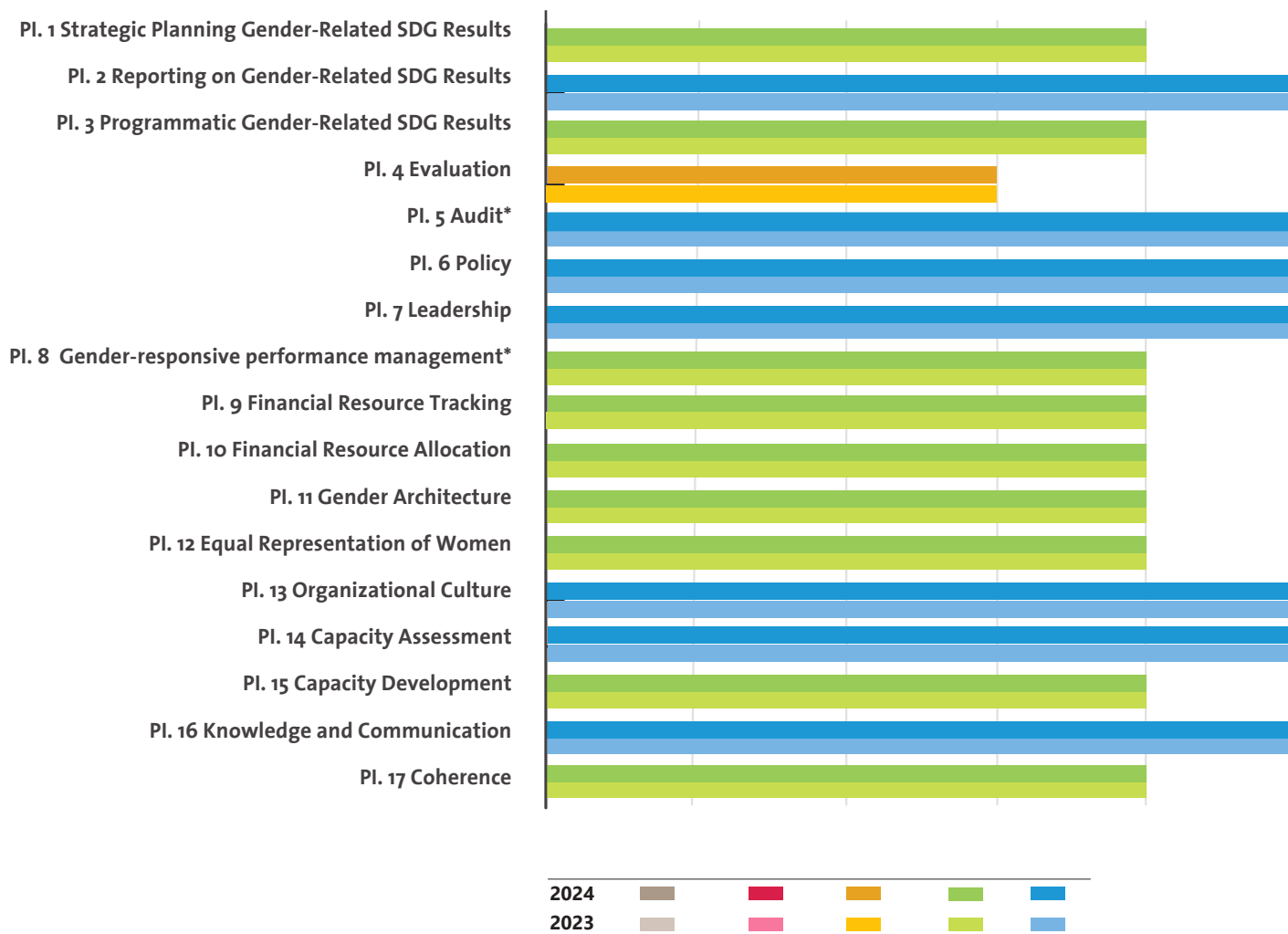
UNITED NATIONS ENVIRONMENT PROGRAMME (UNEP)

UN-SWAP 2.0 PERFORMANCE 2024

The following three pages capture UNEP's performance on UN-SWAP 2.0 indicators for 2024.

In 2024, UNEP met or exceeded the requirements for 16 out of 17 applicable performance indicators.

UN-SWAP 2.0 PERFORMANCE BY INDICATOR (2023-2024)



PERFORMANCE HIGHLIGHTS IN 2024

Most significant gains

- UNEP exceeded the requirement for seven indicators and met them for another nine indicators.

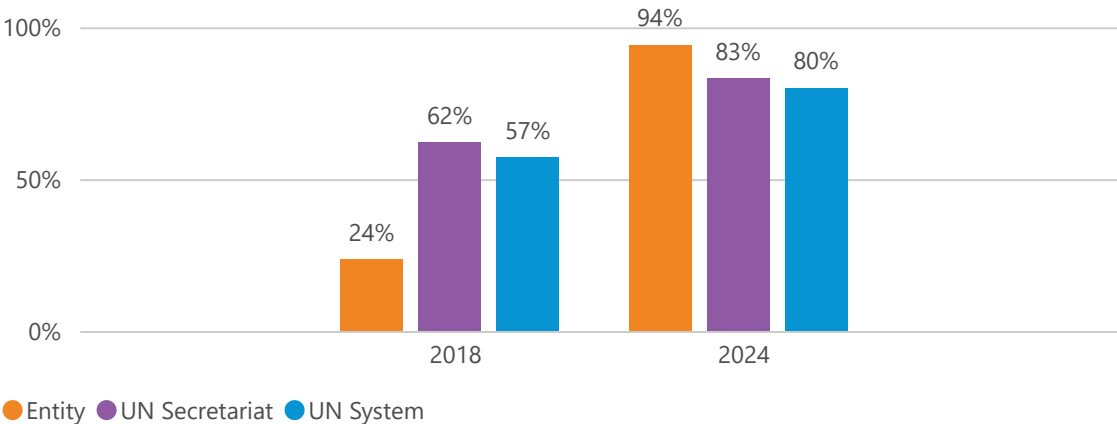
Areas for improvement

- UN Women encourages UNEP to prioritize the only indicator approaching requirements: Evaluation.

* Performance Indicators 5 on Audit and 8 on Gender-responsive performance management are jointly reported for all UN Secretariat entities by OIOS and DMSPC, respectively.

COMPARISON OF OVERALL PERFORMANCE WITHIN THE UN SYSTEM, 2018-2024

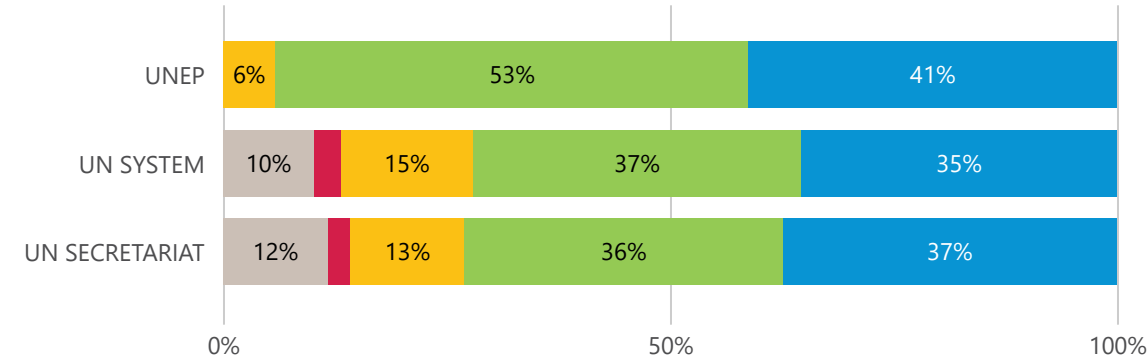
PERCENTAGE OF RATINGS MEETING/EXCEEDING REQUIREMENTS (NOT APPLICABLE RATINGS OMITTED)



In 2018, UNEP trailed the average performance of the UN Secretariat and the overall UN System.

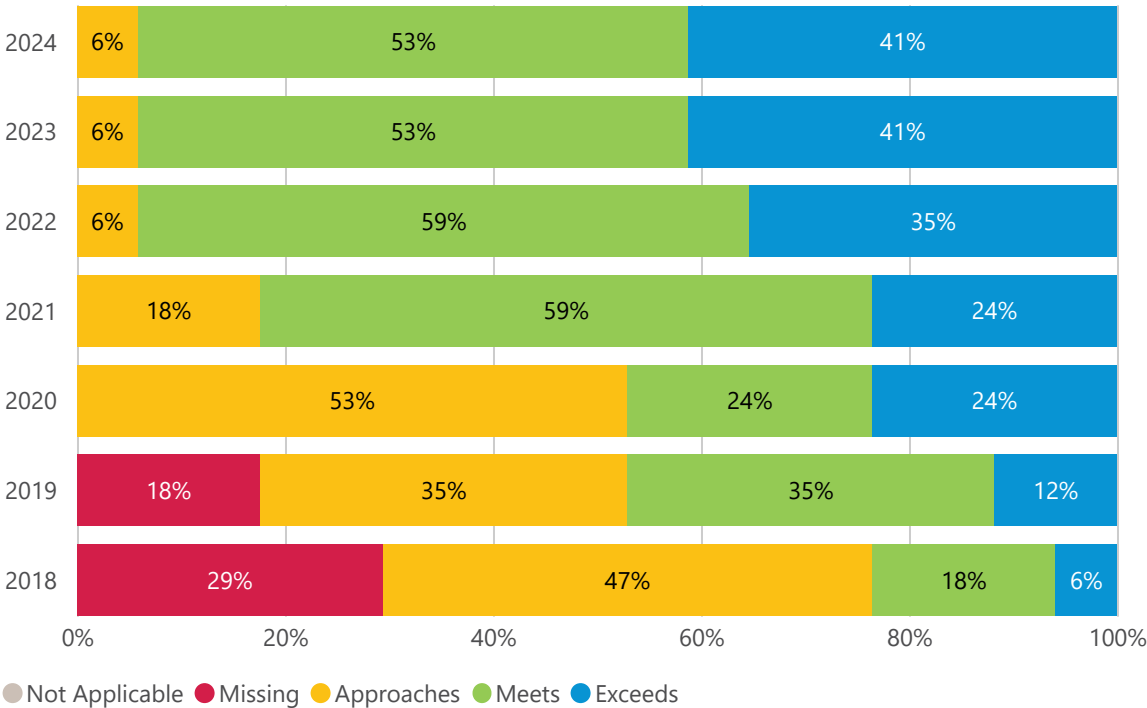
In 2024, UNEP achieved the highest performance in the comparison, demonstrating significant improvement.

COMPARISON OF RATINGS WITHIN THE UN SYSTEM, 2024



In 2024, UNEP "exceeded" and "met" more indicators than the averages of the UN Secretariat and the UN System. The entity also assessed all indicators applicable.

COMPARISON OF RATINGS BY YEAR, ENTITY SPECIFIC, 2018-2024



From 2018 to 2024, UNEP made significant progress by "exceeding" and "meeting" a greater proportion of indicators.

In 2024, UNEP maintained the same level of performance as in 2023, marking its strongest UN-SWAP 2.0 performance to date.