

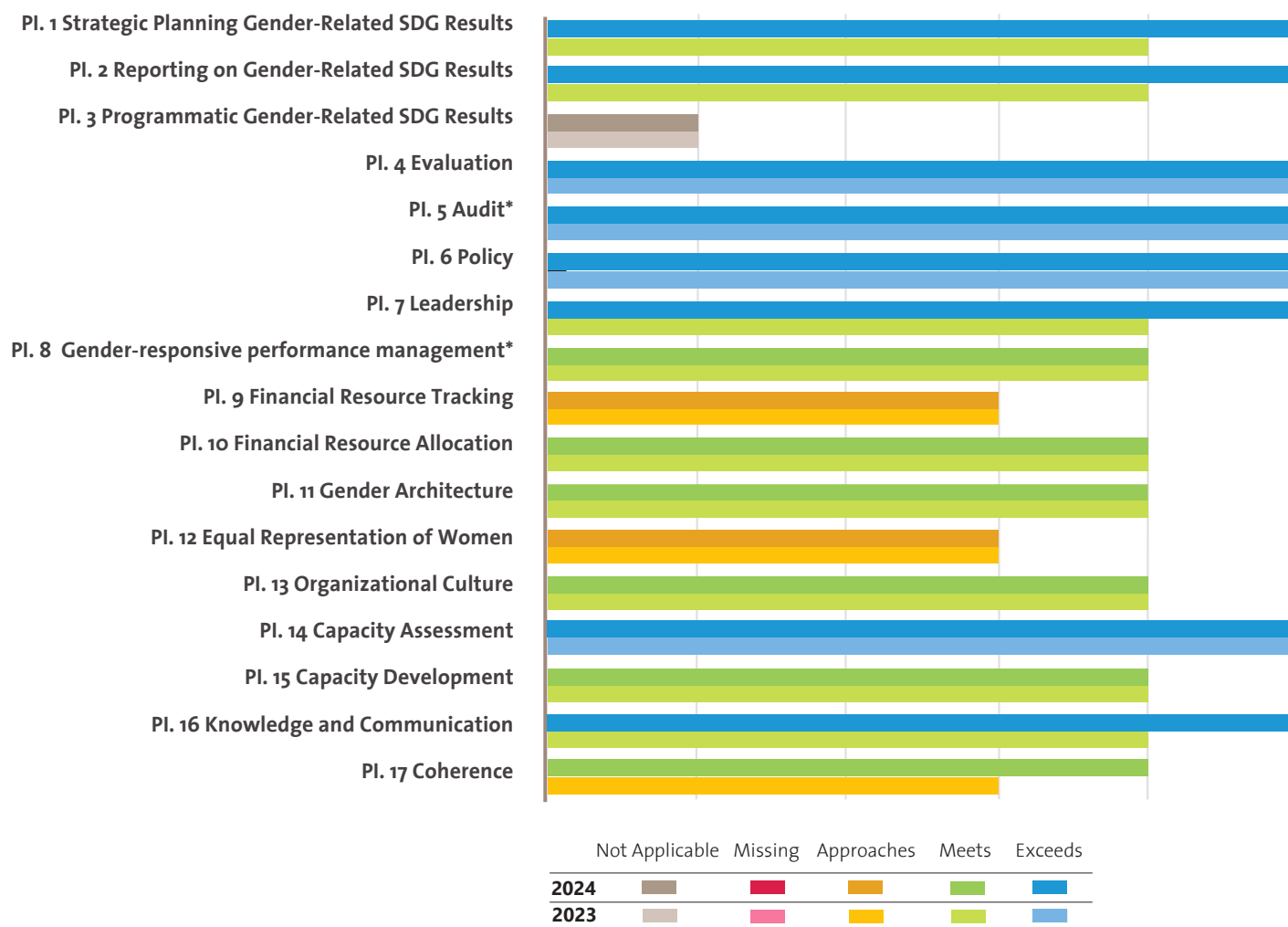
UNITED NATIONS ECONOMIC COMMISSION FOR LATIN AMERICA AND THE CARIBBEAN (ECLAC)

UN-SWAP 2.0 PERFORMANCE 2024

The following three pages capture ECLAC's performance on UN-SWAP 2.0 indicators for 2024.

In 2024, ECLAC met or exceeded the requirements for 14 out of 16 applicable performance indicators.

UN-SWAP 2.0 PERFORMANCE BY INDICATOR (2023-2024)



PERFORMANCE HIGHLIGHTS IN 2024

Most significant gains

- ECLAC exceeded requirements for eight indicators and met them for another six indicators.
- Notably in 2024, ECLAC newly exceeded four indicators: Strategic Planning Gender-Related SDG Results, Reporting on Gender-Related SDG Results, Leadership, and Knowledge and Communication. The entity also newly met the Coherence indicator.

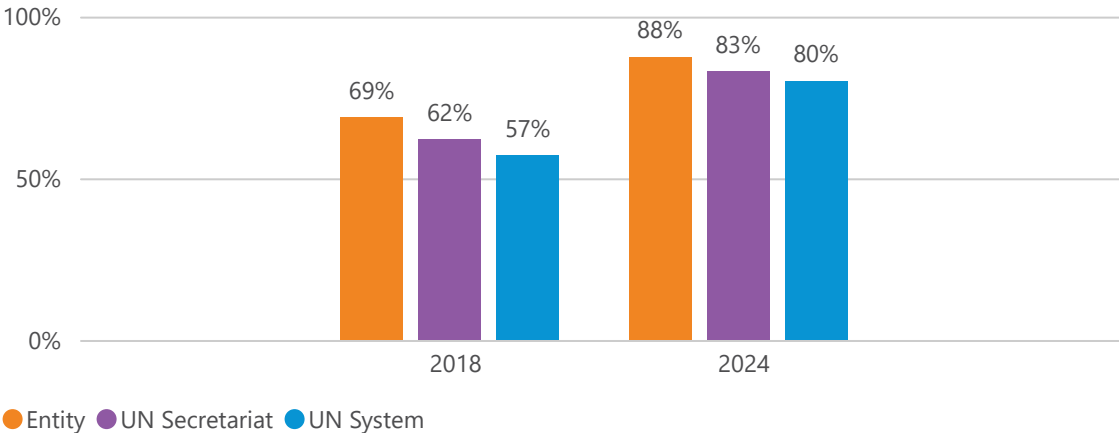
Areas for improvement

- UN Women encourages ECLAC to focus on the two remaining indicators rated as approaching requirements: Financial Resource Tracking and Equal Representation of Women.

* Performance Indicators 5 on Audit and 8 on Gender-responsive performance management are jointly reported for all UN Secretariat entities by OIOS and DMSPC, respectively.

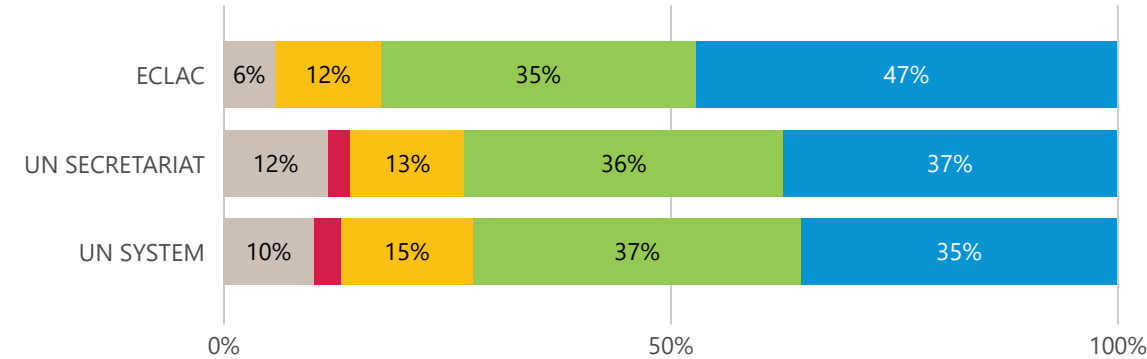
COMPARISON OF OVERALL PERFORMANCE WITHIN THE UN SYSTEM, 2018-2024

PERCENTAGE OF RATINGS MEETING/EXCEEDING REQUIREMENTS (NOT APPLICABLE RATINGS OMITTED)



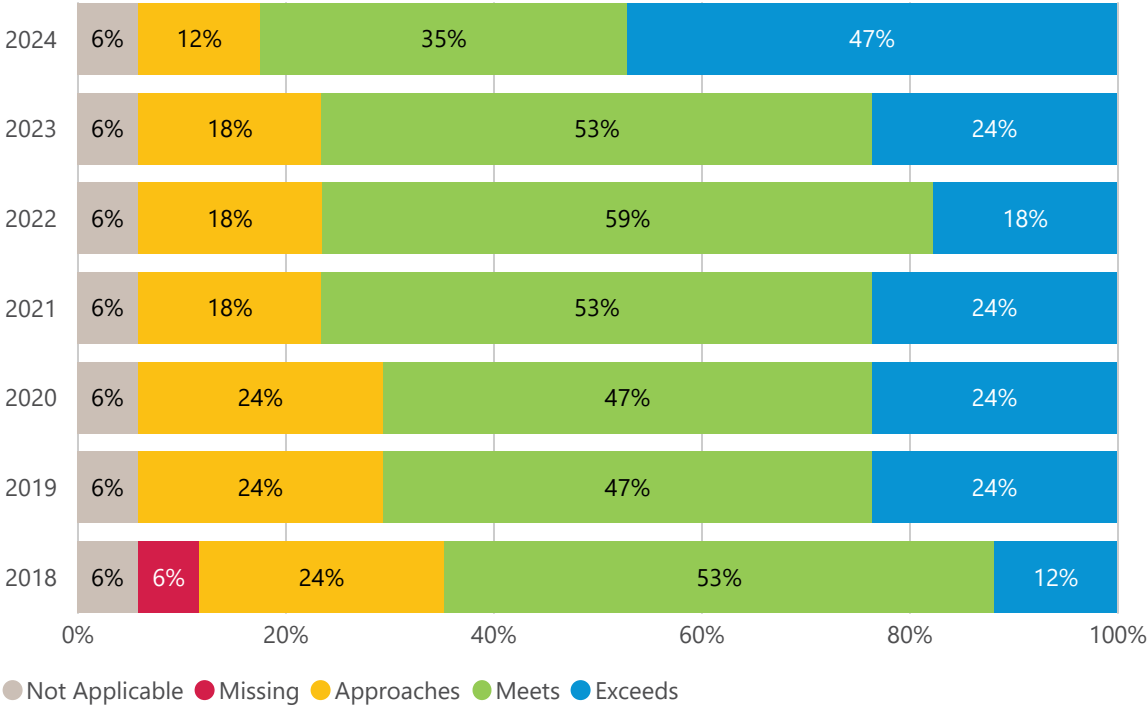
In both 2018 and 2024, ECLAC maintained a strong performance that was above the average of the overall UN System.

COMPARISON OF RATINGS WITHIN THE UN SYSTEM, 2024



In 2024, ECLAC met or exceeded the requirements for more indicators than the averages of the UN Secretariat and the overall UN system. The entity did not miss the requirements for any indicators.

COMPARISON OF RATINGS BY YEAR, ENTITY SPECIFIC, 2018-2024



From 2018 to 2024, ECLAC demonstrated progress by exceeding and meeting the requirements for a greater number of indicators.

In 2024, ECLAC improved upon its 2023 performance by "exceeding" four additional indicators, marking its strongest UN-SWAP 2.0 performance to date.