

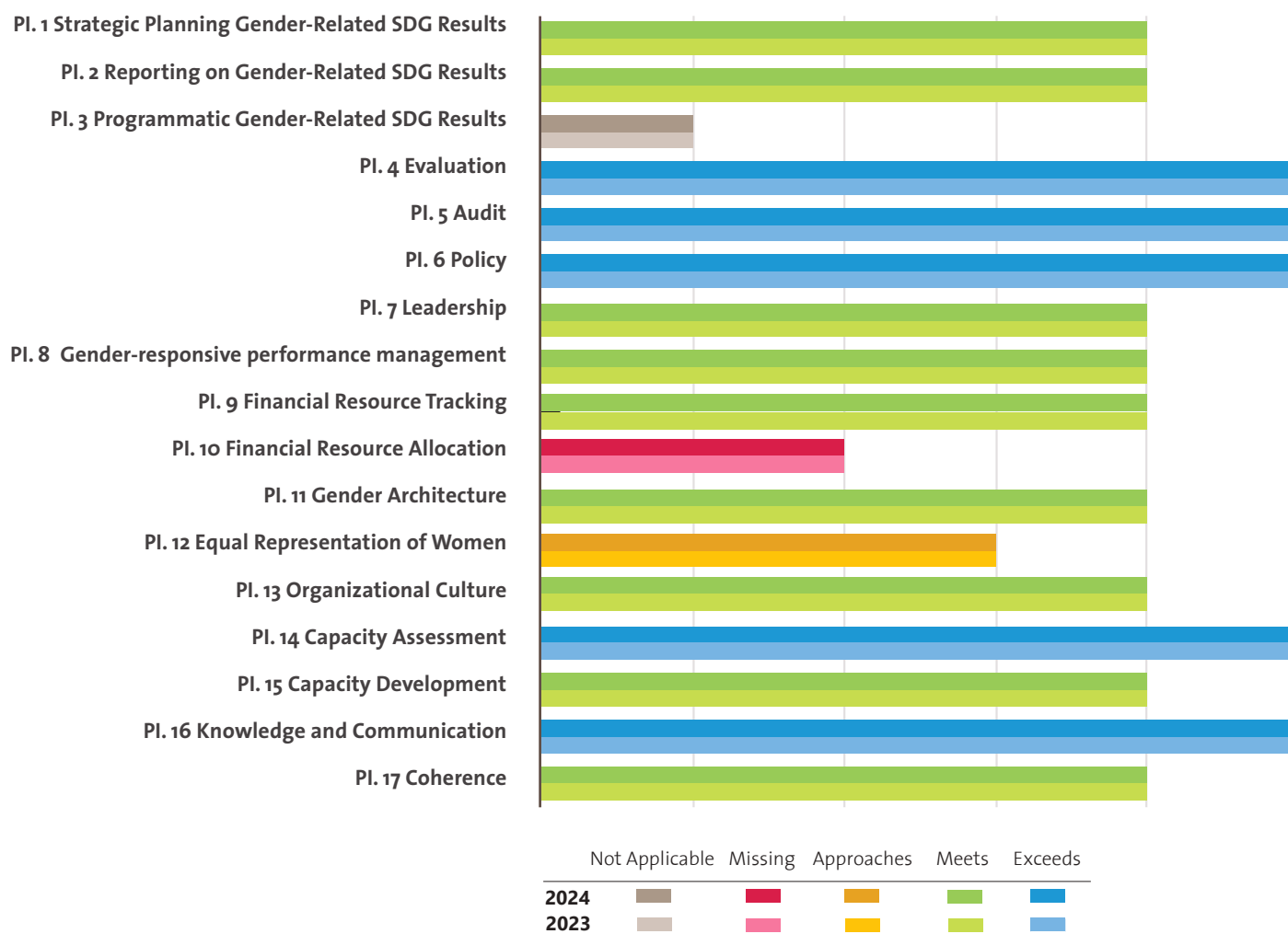
# UNITED NATIONS ECONOMIC COMMISSION FOR EUROPE (UNECE)

## UN-SWAP 2.0 PERFORMANCE 2024

The following three pages capture UNECE's performance on UN-SWAP 2.0 indicators for 2024.

In 2024, UNECE met or exceeded the requirements for 14 out of 16 applicable performance indicators.

### UN-SWAP 2.0 PERFORMANCE BY INDICATOR (2023-2024)



### PERFORMANCE HIGHLIGHTS IN 2024

#### Most significant gains

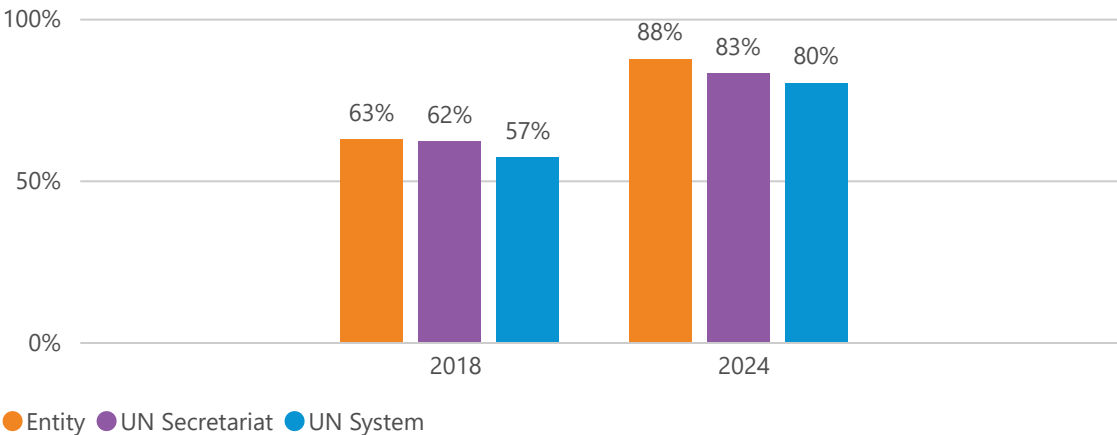
- UNECE exceeded the requirements for five performance indicators and met them for another nine indicators.

#### Areas for improvement

- UN Women encourages UNECE to focus on the indicator rated as missing requirements: Financial Resource Allocation and the indicator rated as approaching requirements: Equal Representation of Women.

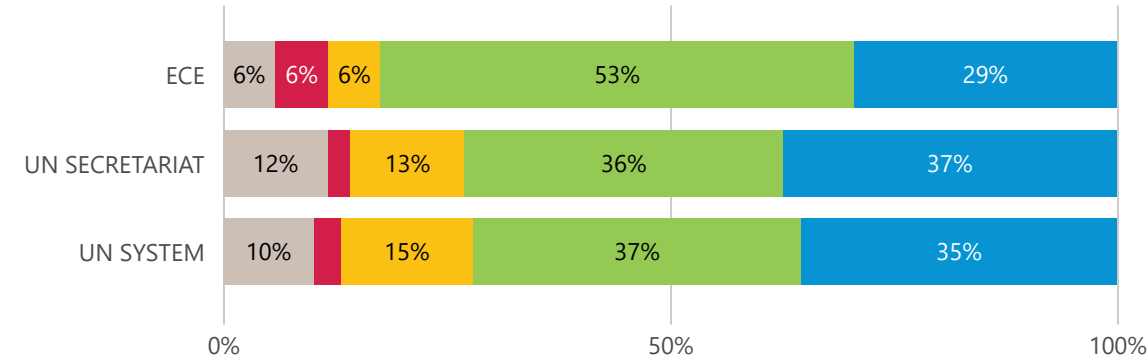
COMPARISON OF OVERALL PERFORMANCE WITHIN THE UN SYSTEM, 2018-2024

PERCENTAGE OF RATINGS MEETING/EXCEEDING REQUIREMENTS (NOT APPLICABLE RATINGS OMITTED)



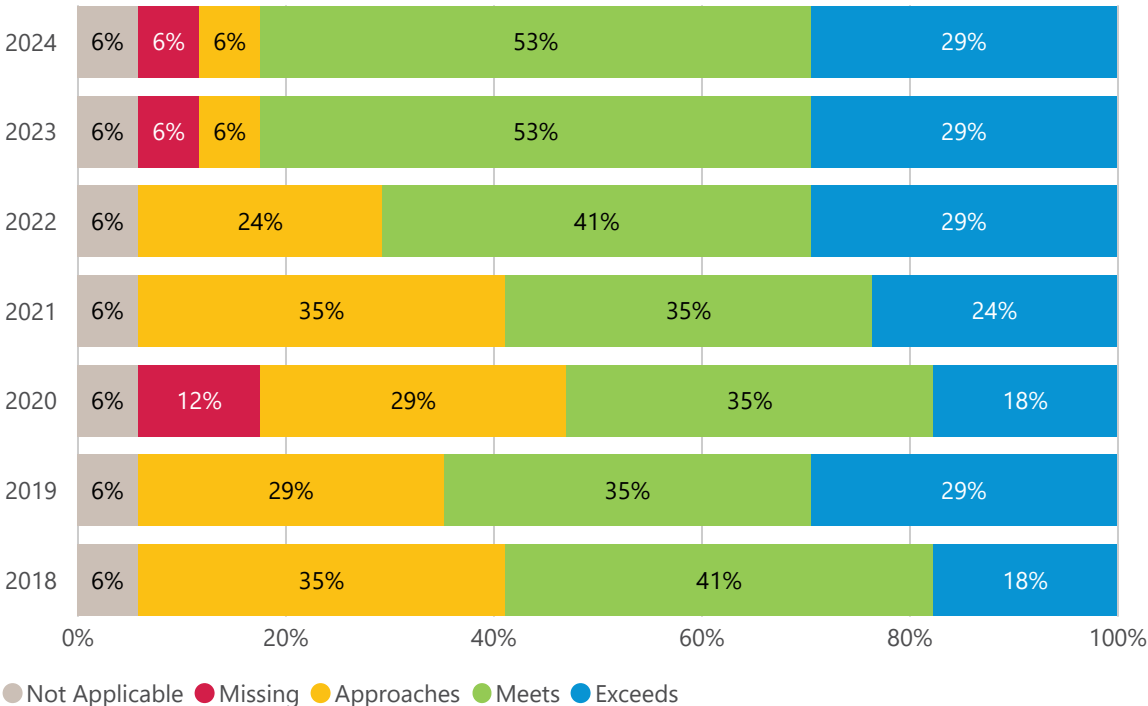
In 2018, UNECE was slightly outperforming the average of the UN Secretariat and the overall UN system. In 2024, this level of outperformance had significantly increased.

COMPARISON OF RATINGS WITHIN THE UN SYSTEM, 2024



In 2024, UNECE met the requirements for significantly more indicators than the average for both the UN Secretariat and the UN system overall, while also reporting a higher proportion of indicators as applicable.

COMPARISON OF RATINGS BY YEAR, ENTITY SPECIFIC, 2018-2024



From 2018 to 2024, UNECE made notable progress by exceeding or meeting the requirements for an increasing number of performance indicators.

In 2024, UNECE maintained the same level of performance as in 2023, the strongest UN-SWAP 2.0 performance to date.