

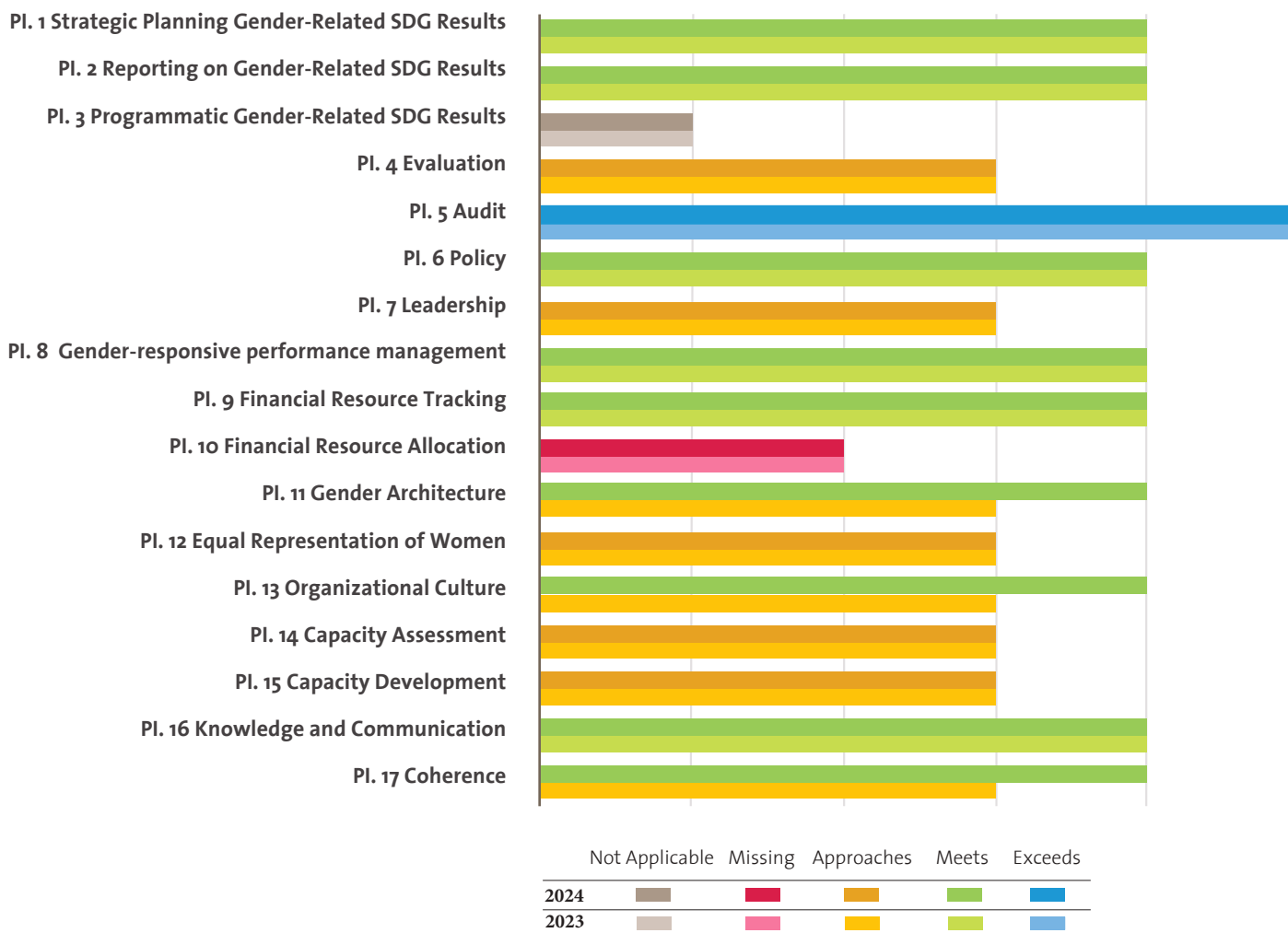
UNITED NATIONS ECONOMIC COMMISSION FOR AFRICA (ECA)

UN-SWAP 2.0 PERFORMANCE 2024

The following three pages capture
ECA's performance on UN-SWAP 2.0
indicators for 2024.

In 2024, ECA met or exceeded
the requirements for 10 out of 16 applicable
performance indicators.

UN-SWAP 2.0 PERFORMANCE BY INDICATOR (2023-2024)



PERFORMANCE HIGHLIGHTS IN 2024

Most significant gains

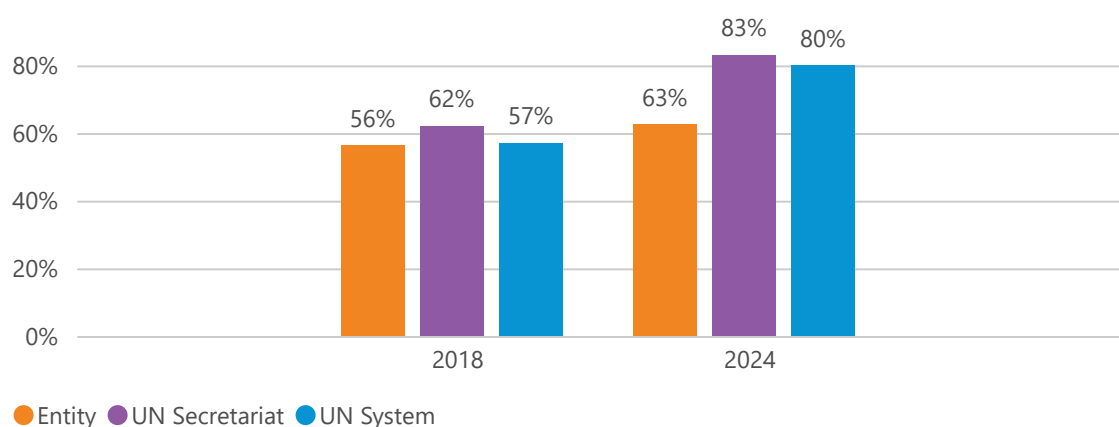
- Commendably, ECA exceeded the requirements for one performance indicator (Audit) and met the requirements for nine other indicators.

Areas for improvement

- UN Women encourages ECA to focus on the single indicator missing requirements, Financial Resource Allocation, as well as the five indicators that are approaching the required standards.

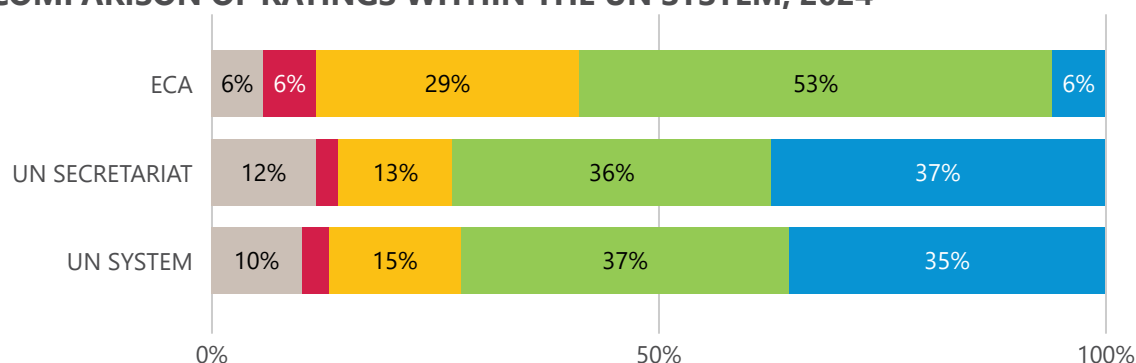
COMPARISON OF OVERALL PERFORMANCE WITHIN THE UN SYSTEM, 2018-2024

PERCENTAGE OF RATINGS MEETING/EXCEEDING REQUIREMENTS (NOT APPLICABLE RATINGS OMITTED)



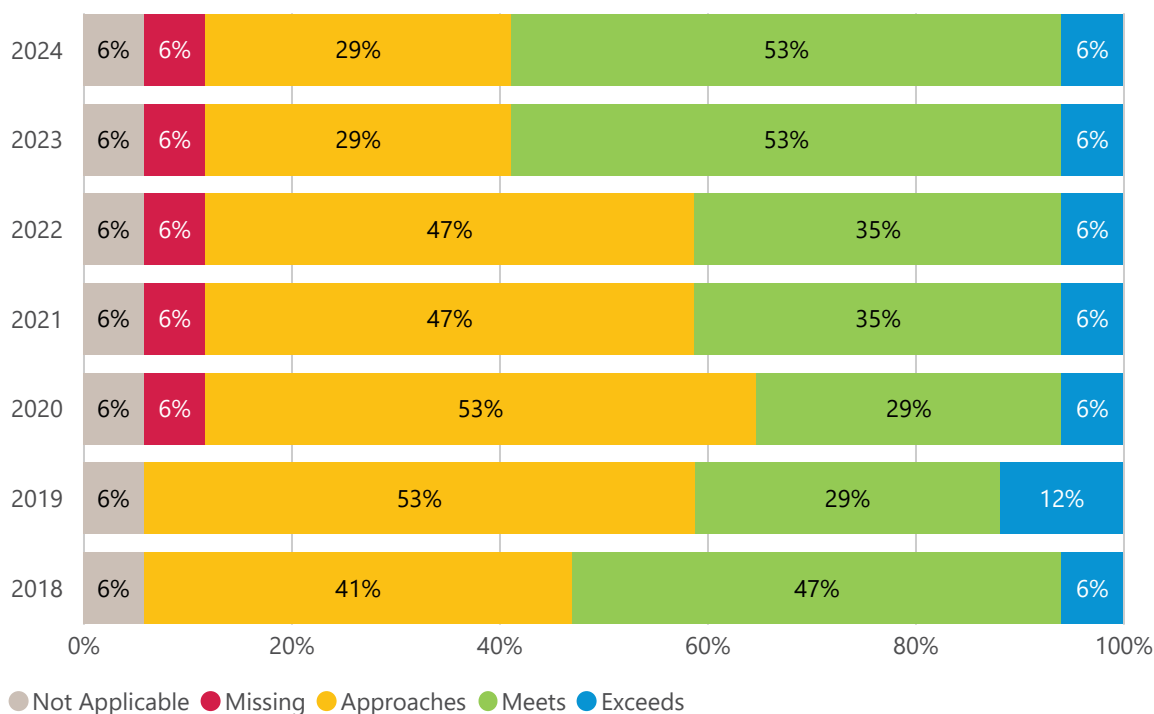
In both 2018 and 2024, ECA trailed the average performance of both the UN Secretariat and the overall UN System.

COMPARISON OF RATINGS WITHIN THE UN SYSTEM, 2024



In 2024, both the UN Secretariat and the overall UN System outperformed ECA on average, with ECA having only one indicator exceeding requirements, a relatively low performance in comparison.

COMPARISON OF RATINGS BY YEAR, ENTITY SPECIFIC, 2018-2024



From 2018 to 2024, ECA made progress by meeting the requirements for a greater number indicators. However, one indicator (Financial Resource Allocation) has consistently been rated as missing the requirements since 2020.

In 2024, ECA maintained the same level of performance as in 2023.