

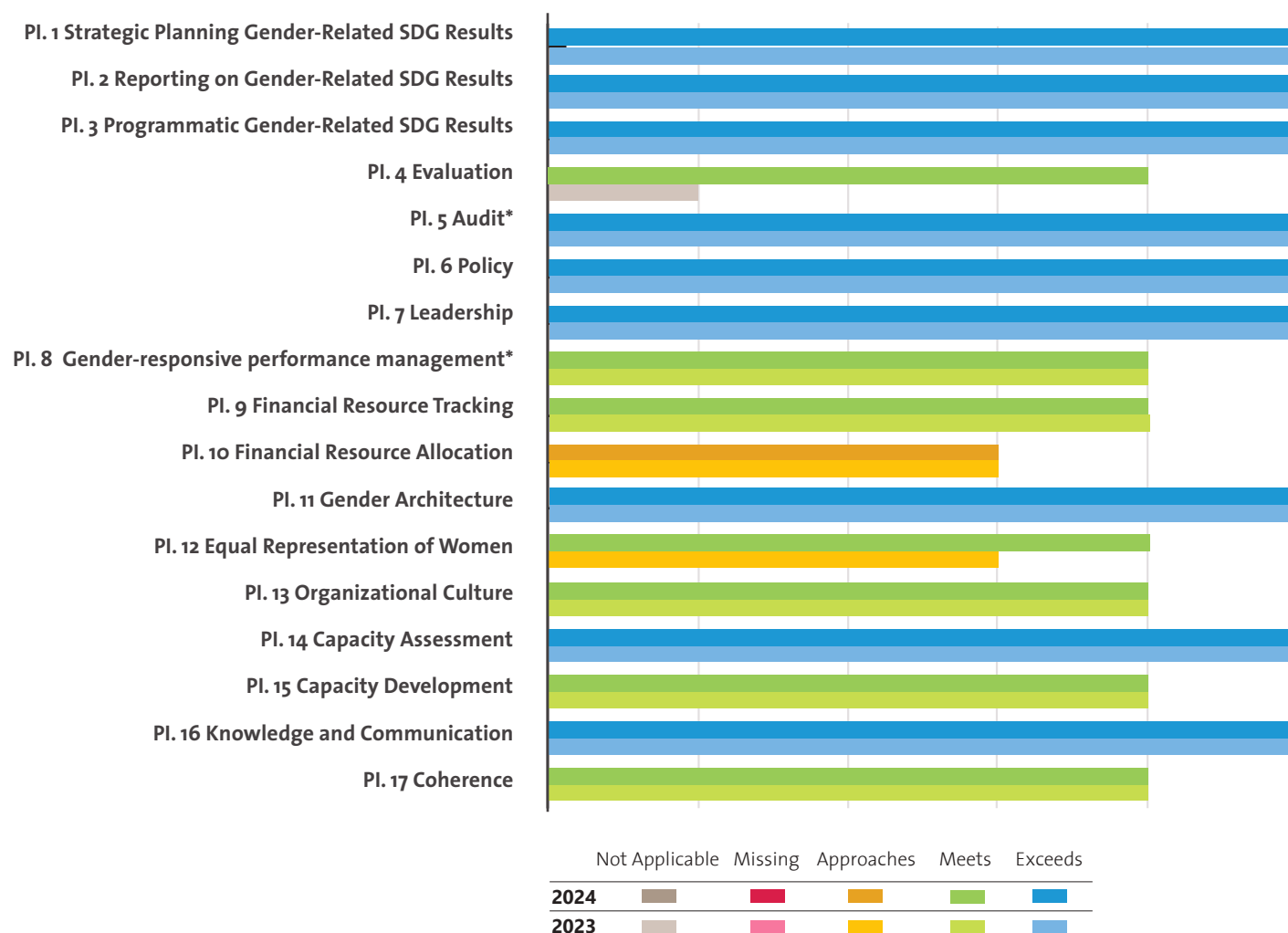
UNITED NATIONS OFFICE FOR DISASTER RISK REDUCTION (UNDRR)

UN-SWAP 2.0 PERFORMANCE 2024

The following three pages capture
UNDRR's performance on UN-SWAP 2.0
indicators for 2024.

In 2024, UNDRR met or exceeded
the requirements for 16 out of 17 applicable
performance indicators.

UN-SWAP 2.0 PERFORMANCE BY INDICATOR (2023-2024)



PERFORMANCE HIGHLIGHTS IN 2024

Most significant gains

- UNDRR exceeded the requirements for nine indicators and met them for seven indicators.
- Commendably, in 2024, UNDRR newly met the requirements for the performance indicators on Evaluation and on the Equal Representation of Women.

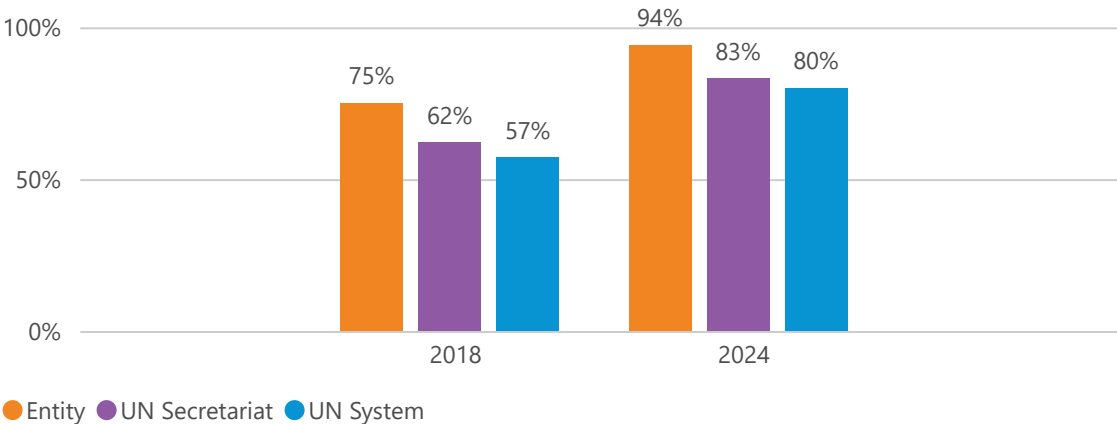
Areas for improvement

- UN Women encourages UNDRR to focus efforts on the one indicator remaining approaching requirements: Financial resource allocation.

* Performance Indicators 5 on Audit and 8 on Gender-responsive performance management are jointly reported for all UN Secretariat entities by OIOS and DMSPC, respectively.

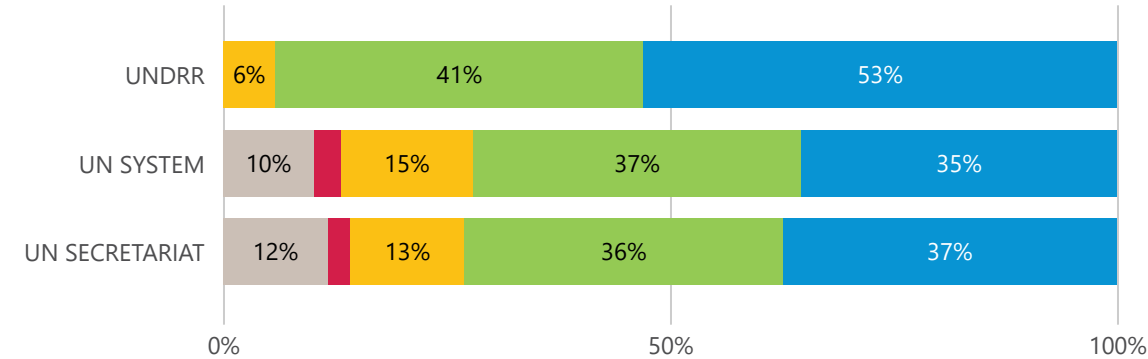
COMPARISON OF OVERALL PERFORMANCE WITHIN THE UN SYSTEM, 2018-2024

PERCENTAGE OF RATINGS MEETING/EXCEEDING REQUIREMENTS (NOT APPLICABLE RATINGS OMITTED)



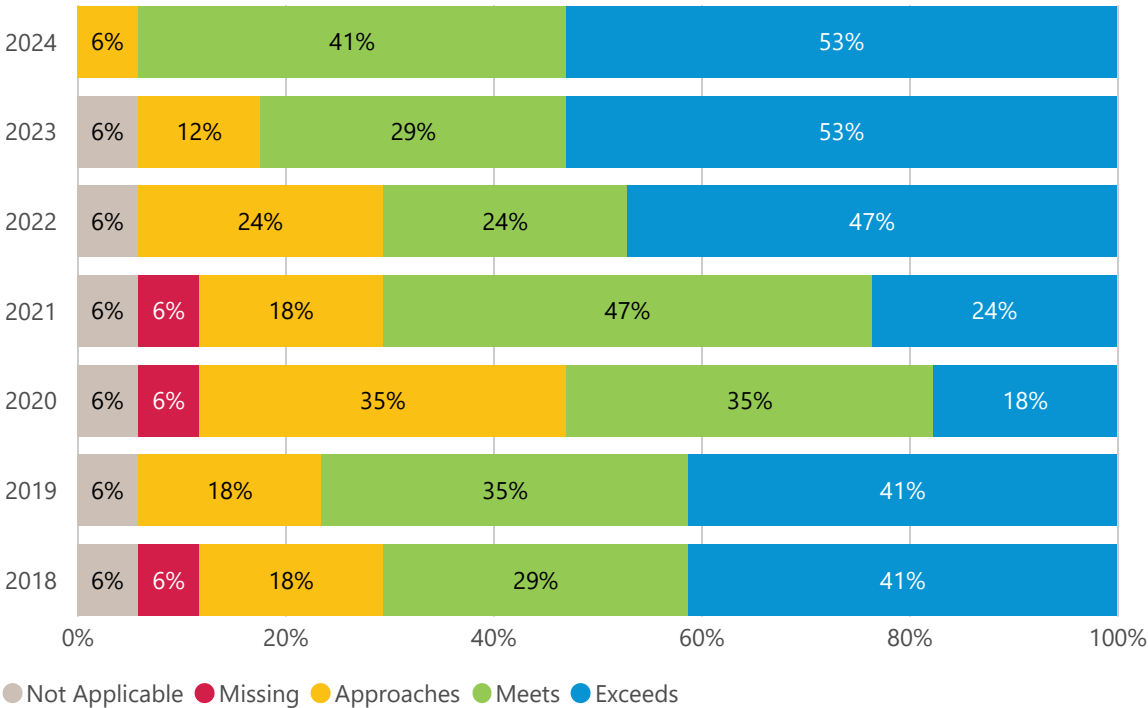
In both 2018 and 2024, UNDRR outperformed the averages of the UN Secretariat entities and the overall UN System.

COMPARISON OF RATINGS WITHIN THE UN SYSTEM, 2024



In 2024, UNDRR significantly exceeded the requirements for more indicators than the averages of the UN Secretariat and the UN system as a whole. Commendably, the entity did not miss the requirements for any indicators.

COMPARISON OF RATINGS BY YEAR, ENTITY SPECIFIC, 2018-2024



From 2018 to 2024, UNDRR maintained solid progress by exceeding or meeting the requirements for an increasing share of indicators.

In 2024, the entity improved upon its 2023 performance by meeting two additional indicators, marking its strongest UN-SWAP 2.0 performance to date.