

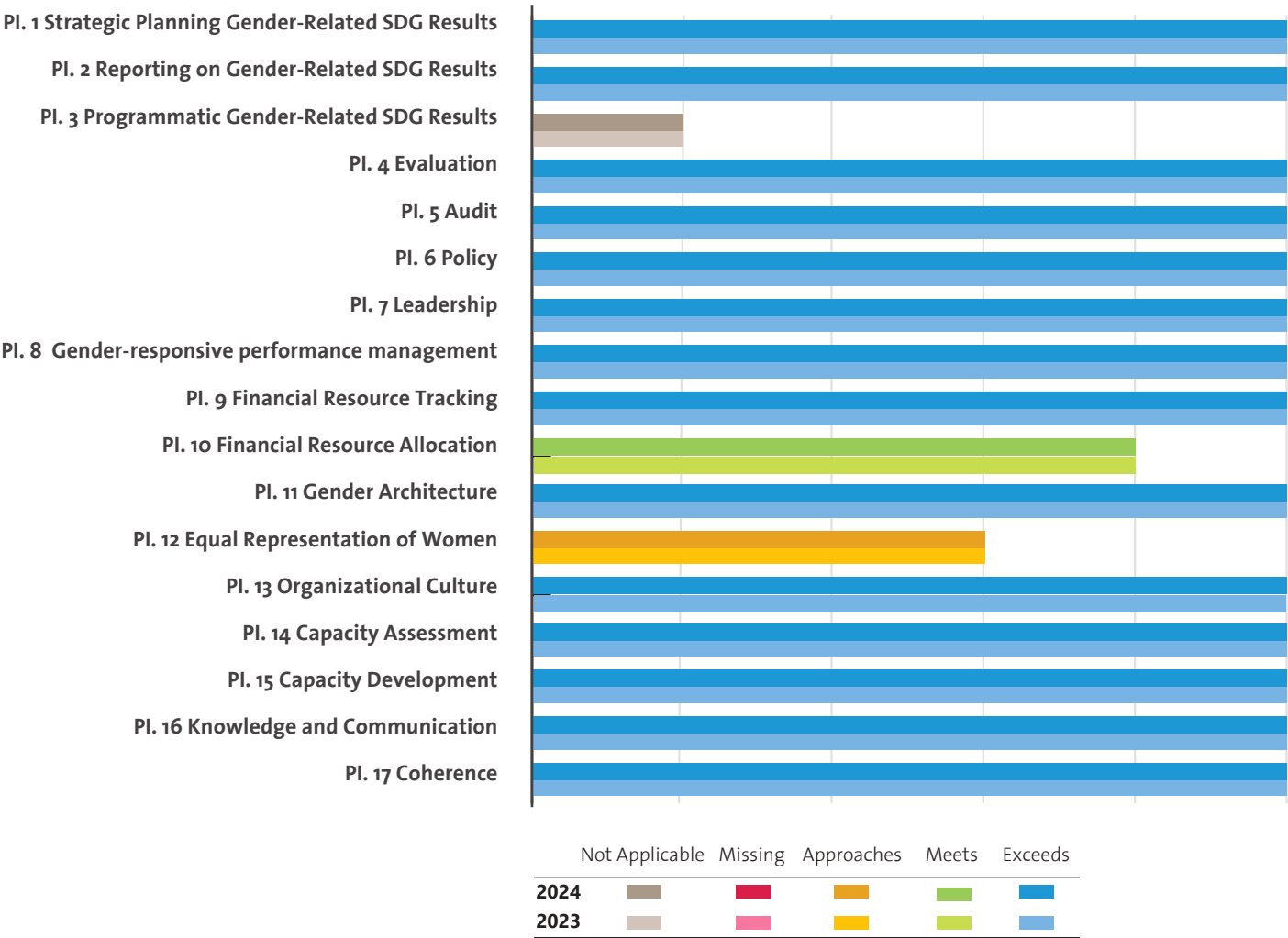
UNITED NATIONS DEVELOPMENT PROGRAMME (UNDP)

UN-SWAP 2.0 PERFORMANCE 2024

The following three pages capture UNDP's performance on UN-SWAP 2.0 indicators for 2024.

In 2024, UNDP met or exceeded the requirements for 15 out of 16 applicable performance indicators.

UN-SWAP 2.0 PERFORMANCE BY INDICATOR (2023-2024)



PERFORMANCE HIGHLIGHTS IN 2024

Most significant gains

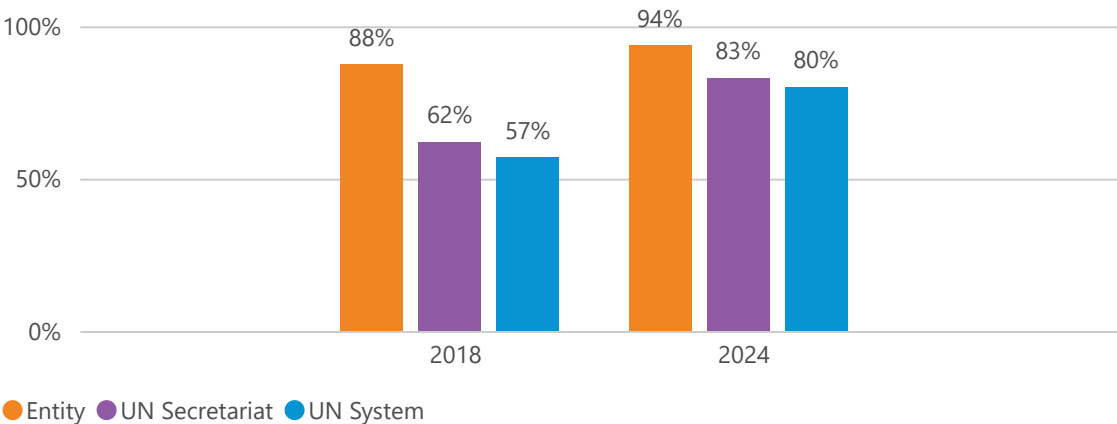
- UNDP consistently exceeded the requirements for 14 indicators and has met requirements for the Financial Resource Allocation indicator for the last three years.

Areas for improvement

- UN Women encourages UNDP to prioritize the only indicator approaching requirements, Equal representation of women.

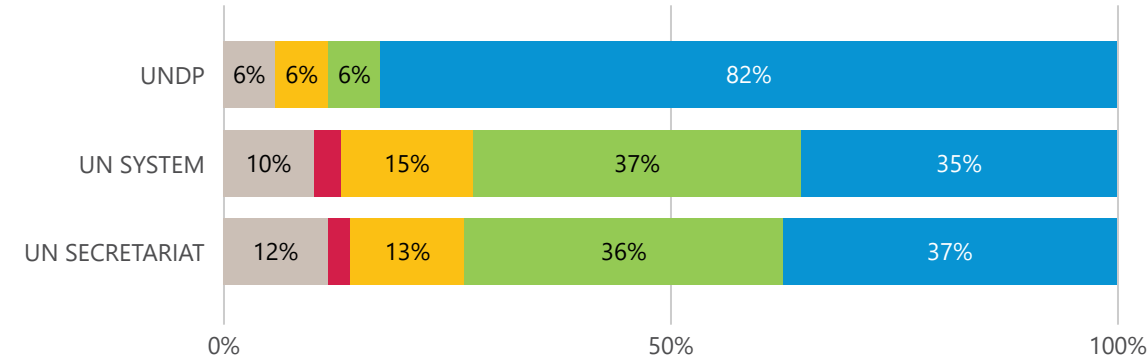
COMPARISON OF OVERALL PERFORMANCE WITHIN THE UN SYSTEM, 2018-2024

PERCENTAGE OF RATINGS MEETING/EXCEEDING REQUIREMENTS (NOT APPLICABLE RATINGS OMITTED)



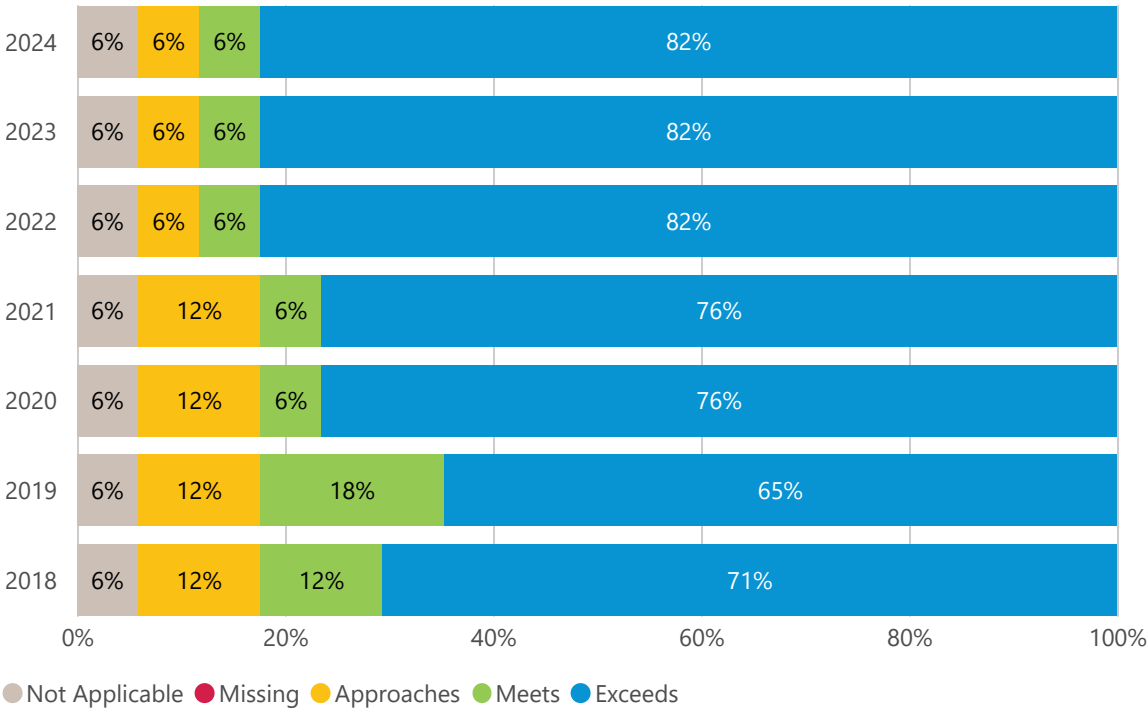
In both 2018 and 2024, UNDP maintained a strong performance that was significantly above the averages of both the Funds and Programmes and the overall UN System.

COMPARISON OF RATINGS WITHIN THE UN SYSTEM, 2024



In 2024, UNDP exceeded more than twice as many indicators as the average for the Funds and Programmes and outperformed the overall UN system average. The entity did not miss the requirements for any indicators.

COMPARISON OF RATINGS BY YEAR, ENTITY SPECIFIC, 2018-2024



From 2018 to 2024, UNDP sustained solid progress by "exceeding" a greater proportion of indicators.

In 2024, the entity sustained its strongest UN-SWAP 2.0 performance from previous reporting cycles.