

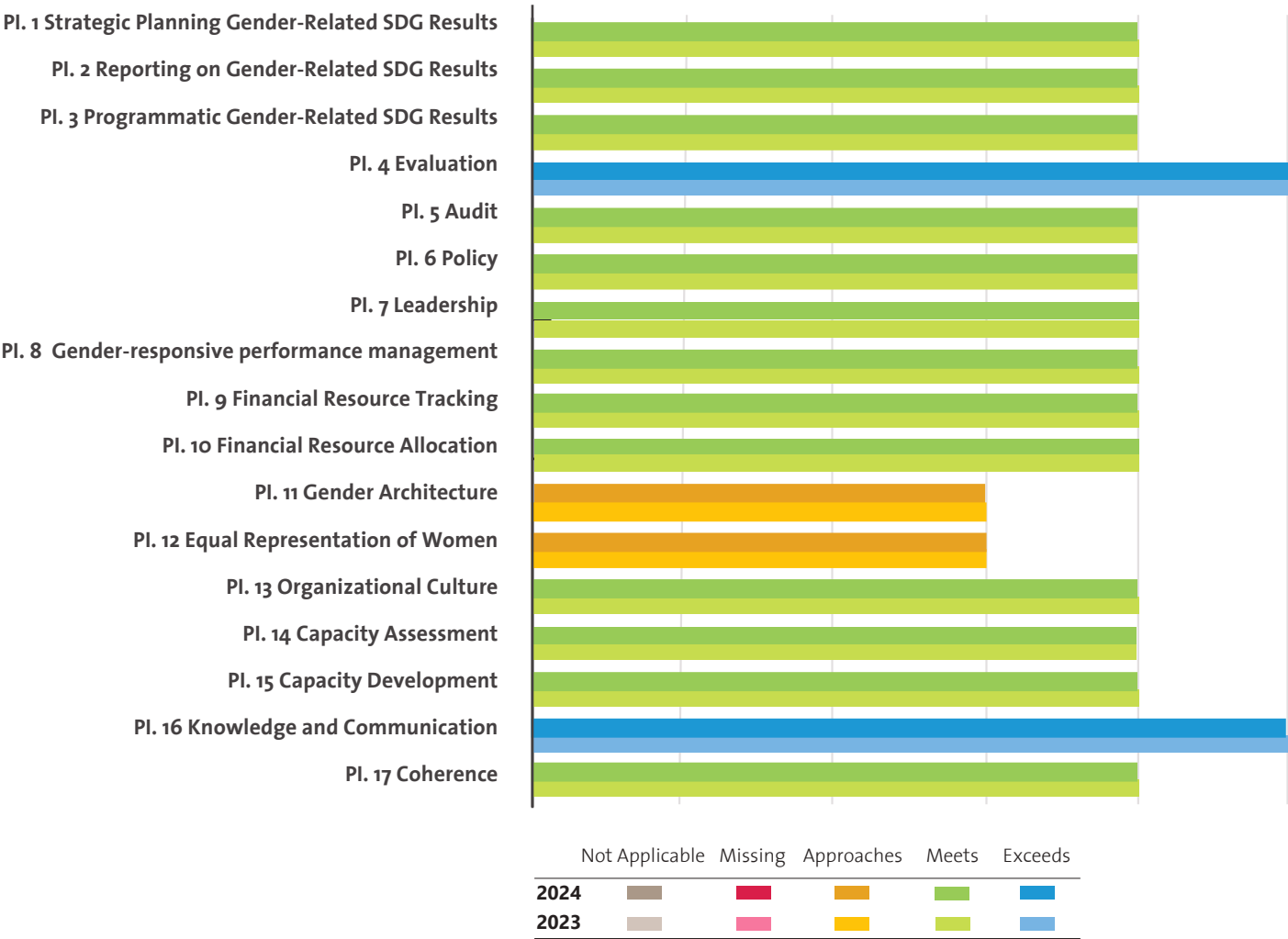
UNITED NATIONS CAPITAL DEVELOPMENT FUND (UNCDF)

UN-SWAP 2.0 PERFORMANCE 2024

The following three pages capture UNCDF's performance on UN-SWAP 2.0 indicators for 2024.

In 2024, UNCDF met or exceeded the requirements for 15 out of 17 applicable performance indicators.

UN-SWAP 2.0 PERFORMANCE BY INDICATOR (2023-2024)



PERFORMANCE HIGHLIGHTS IN 2024

Most significant gains

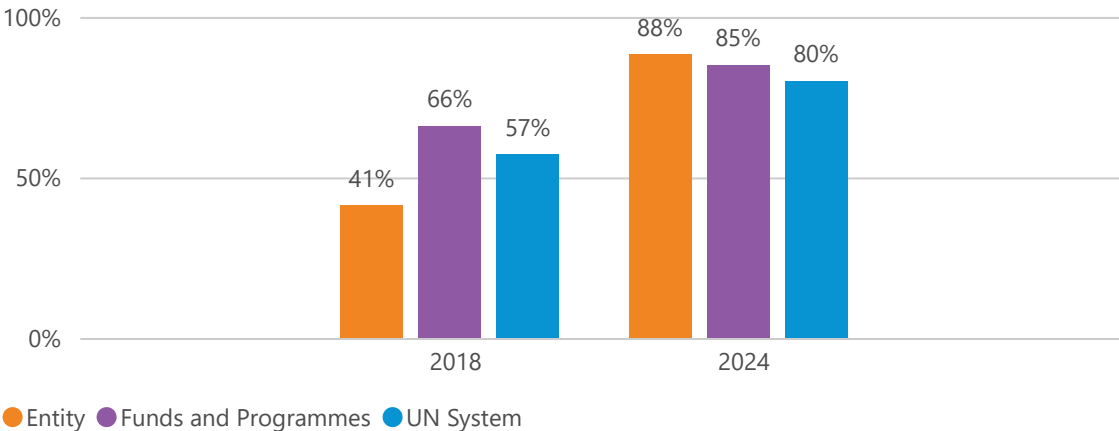
- UNCDF consistently exceeded the requirements on two indicators: Evaluation and Knowledge & Communication, and met the requirements for another thirteen indicators.

Areas for improvement

- UN Women encourages UNCDF to focus efforts on the two indicators rated as approaching requirements, Gender Architecture and the Equal Representation of Women.

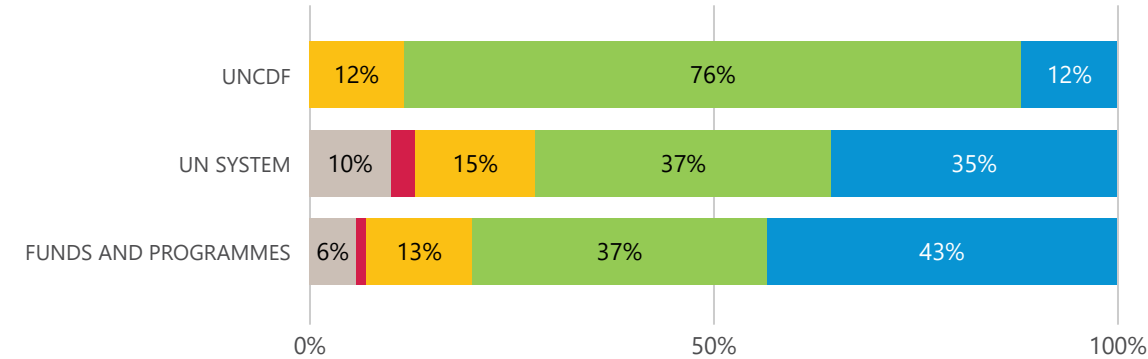
COMPARISON OF OVERALL PERFORMANCE WITHIN THE UN SYSTEM, 2018-2024

PERCENTAGE OF RATINGS MEETING/EXCEEDING REQUIREMENTS (NOT APPLICABLE RATINGS OMITTED)



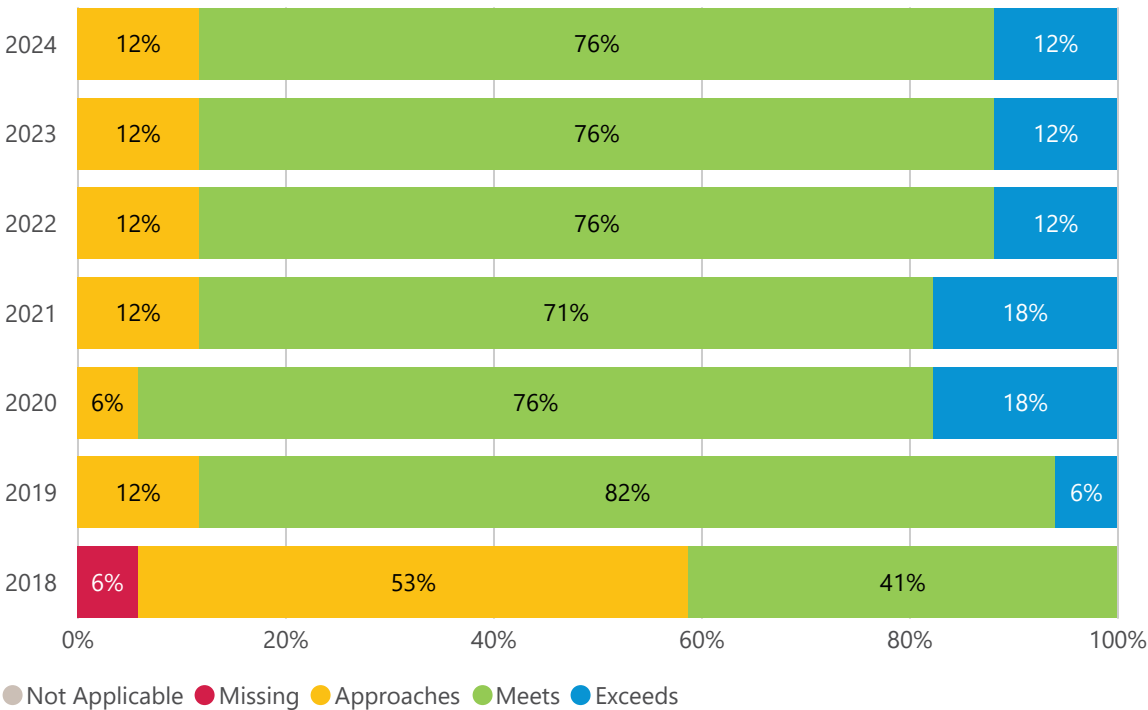
In 2018, the Funds and Programmes and the overall UN System outperformed UNCDF on average. In 2024, UNCDF outperformed all others, achieving the highest performance in comparison.

COMPARISON OF RATINGS WITHIN THE UN SYSTEM, 2024



In 2024, UNCDF met more indicators than the average for Funds and Programmes and the overall UN System, although it exceeded fewer indicators in comparison. Notably, UNCDF did not miss any indicators and rated all as applicable.

COMPARISON OF RATINGS BY YEAR, ENTITY SPECIFIC, 2018-2024



From 2018 to 2024, UNCDF demonstrated solid progress by meeting the requirements for a significantly greater proportion of indicators and achieving "exceeds" ratings on a few.

In 2024, the entity maintained its 2023 performance, marking its strongest UN-SWAP 2.0 performance to date.