

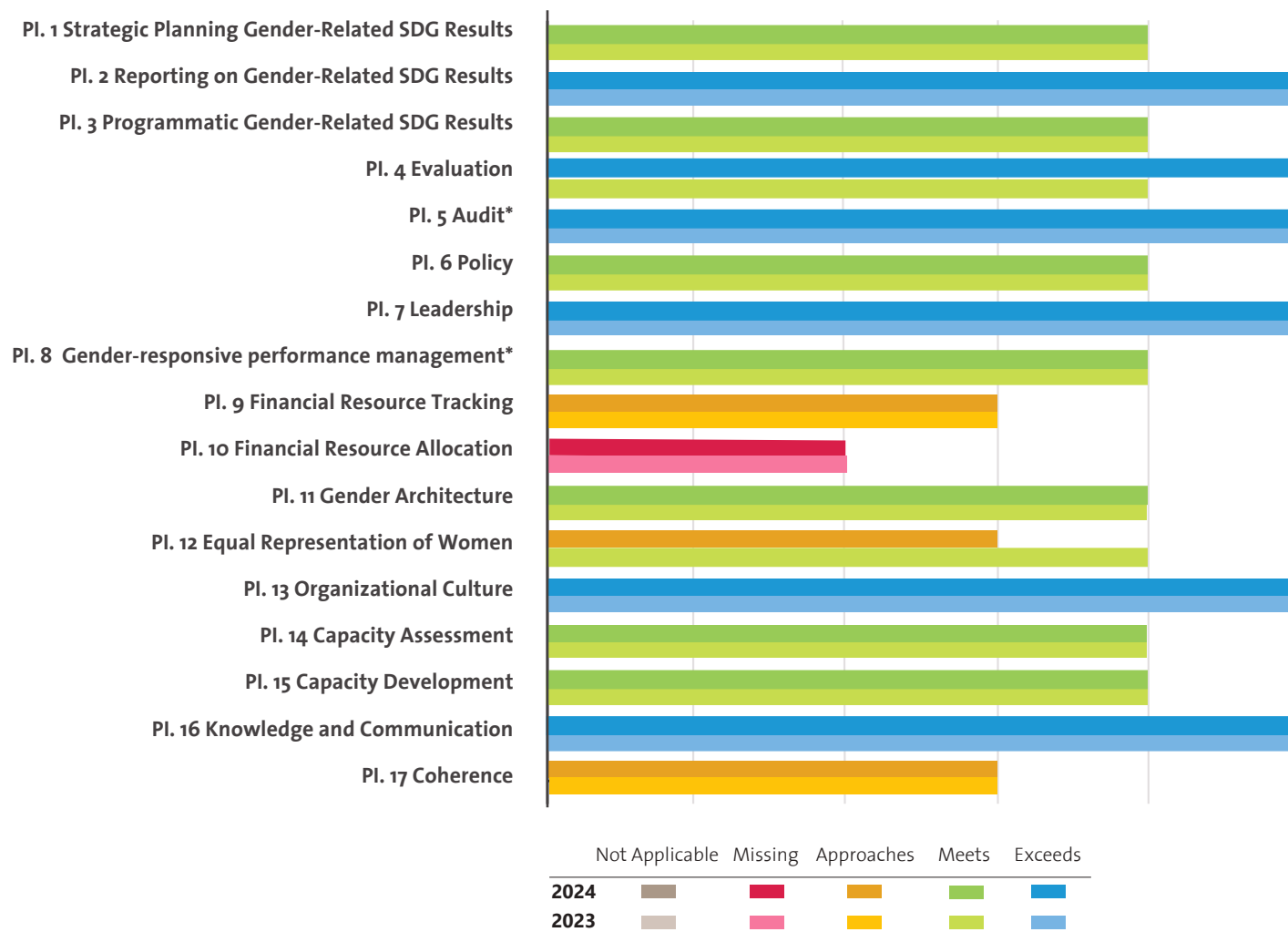
UNITED NATIONS CONVENTION TO COMBAT DESERTIFICATION (UNCCD)

UN-SWAP 2.0 PERFORMANCE 2024

The following three pages capture UNCCD's performance on UN-SWAP 2.0 indicators for 2024.

In 2024, UNCCD met or exceeded the requirements for 13 out of 17 applicable performance indicators.

UN-SWAP 2.0 PERFORMANCE BY INDICATOR (2023-2024)



PERFORMANCE HIGHLIGHTS IN 2024

Most significant gains

- UNCCD exceeded the requirements for six indicators and met the requirements for another seven indicators.

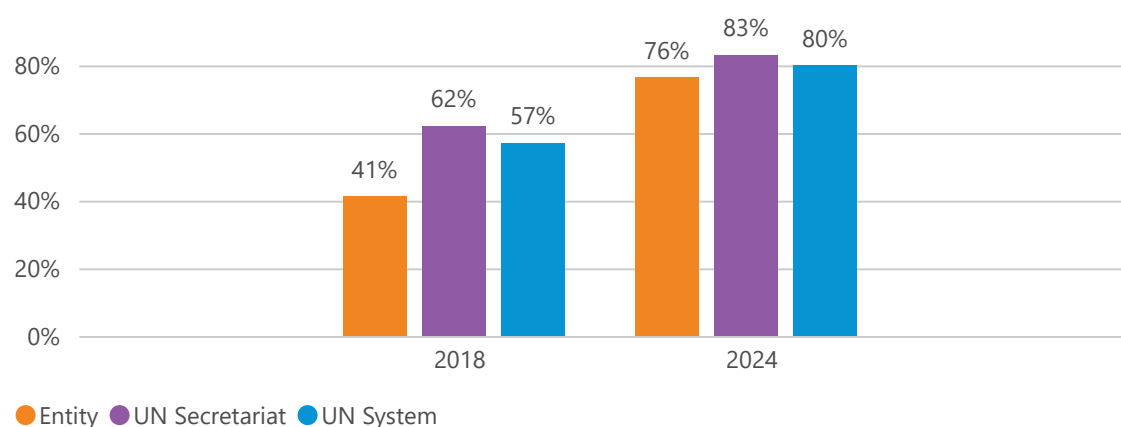
Areas for improvement

- UN Women encourages UNCCD to focus its efforts on the only indicator currently missing requirements: Financial Resource Allocation, as well as the three indicators rated as approaching requirements: Financial Resource Tracking, Equal Representation of Women and Coherence.

* Performance Indicators 5 on Audit and 8 on Gender-responsive performance management are jointly reported for all UN Secretariat entities by OIOS and DMSPC, respectively.

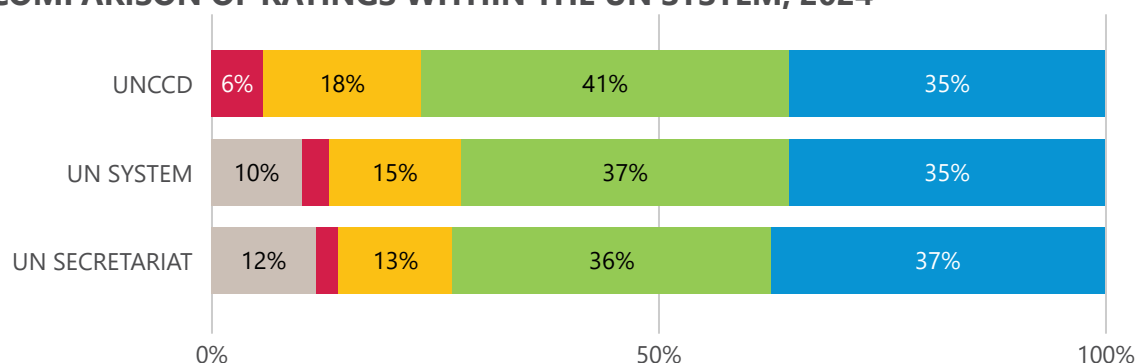
COMPARISON OF OVERALL PERFORMANCE WITHIN THE UN SYSTEM, 2018-2024

PERCENTAGE OF RATINGS MEETING/EXCEEDING REQUIREMENTS (NOT APPLICABLE RATINGS OMITTED)



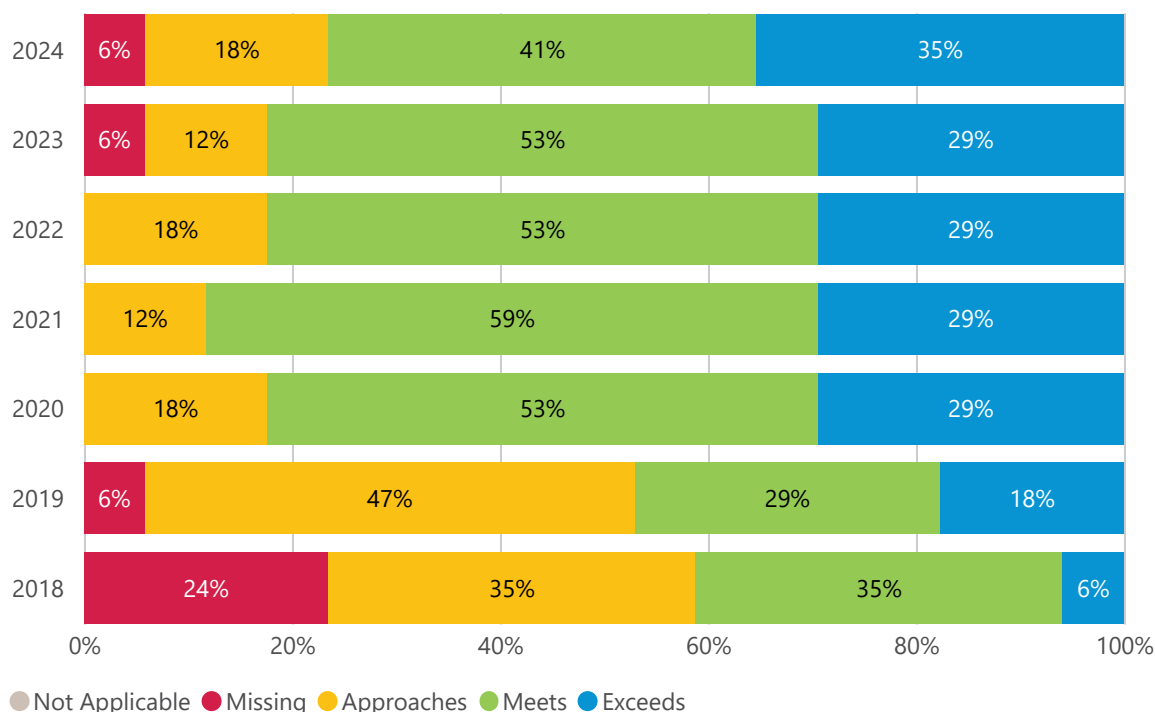
In both 2018 and 2024, UNCCD trailed the average performance of the UN Secretariat and the overall UN System.

COMPARISON OF RATINGS WITHIN THE UN SYSTEM, 2024



In 2024, UNCCD met the requirements for more indicators than the UN Secretariat and the overall UN System on average. The entity assessed all indicators applicable.

COMPARISON OF RATINGS BY YEAR, ENTITY SPECIFIC, 2018-2024



From 2018 to 2023, UNCCD made significant progress by "exceeding" and "meeting" a greater proportion of indicators.

In 2024, UNCCD "exceeded" one additional indicator compared to 2023 but also had one more indicator rated as "approaching" requirements.