

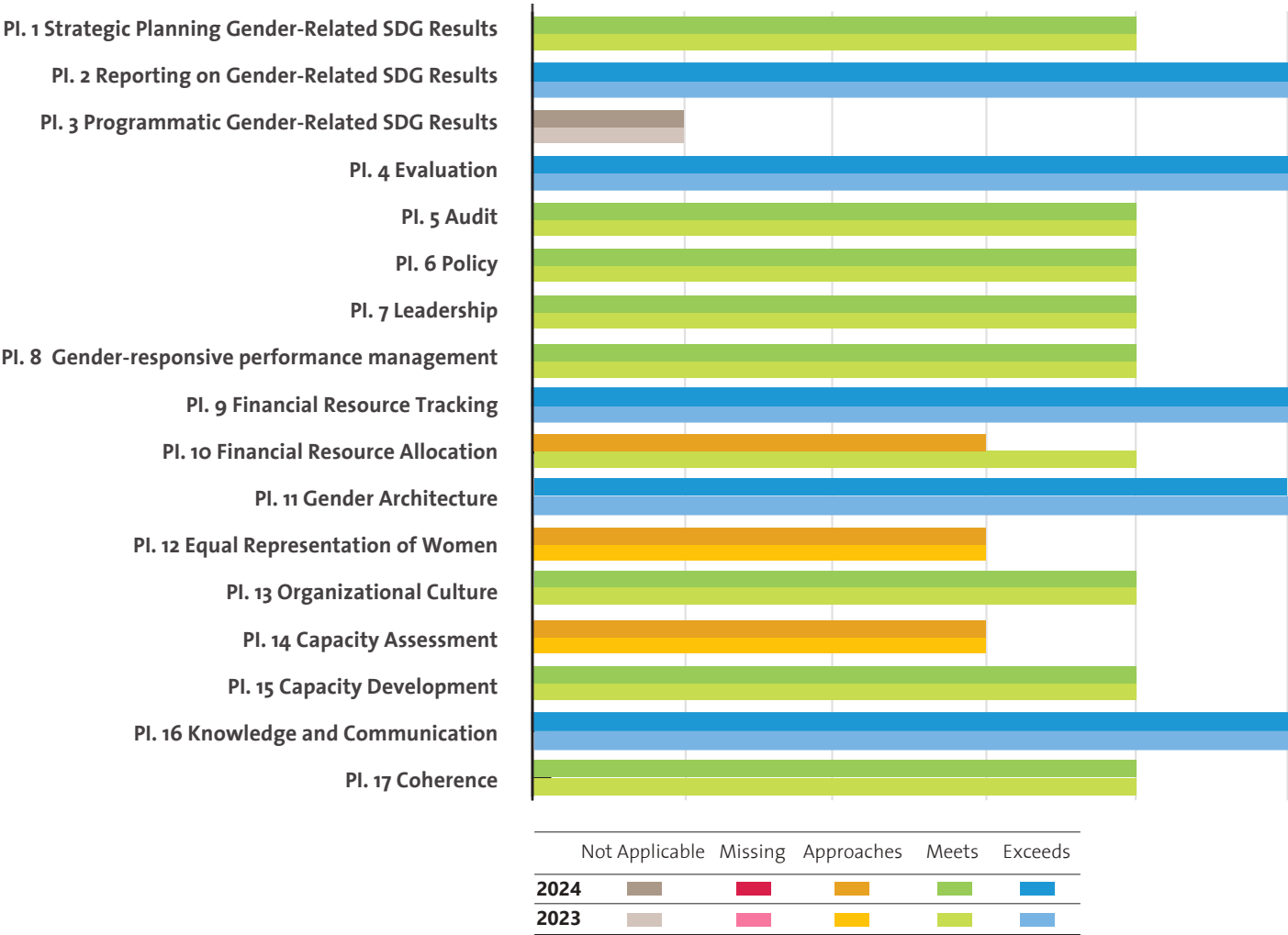
# JOINT UNITED NATIONS PROGRAMME ON HIV/AIDS (UNAIDS)

## UN-SWAP 2.0 PERFORMANCE 2024

The following three pages capture UNAIDS's performance on UN-SWAP 2.0 indicators for 2024.

In 2024, UNAIDS met or exceeded the requirements for 13 out of 16 applicable performance indicators.

UN-SWAP 2.0 PERFORMANCE BY INDICATOR (2023-2024)



PERFORMANCE HIGHLIGHTS IN 2024

Most significant gains

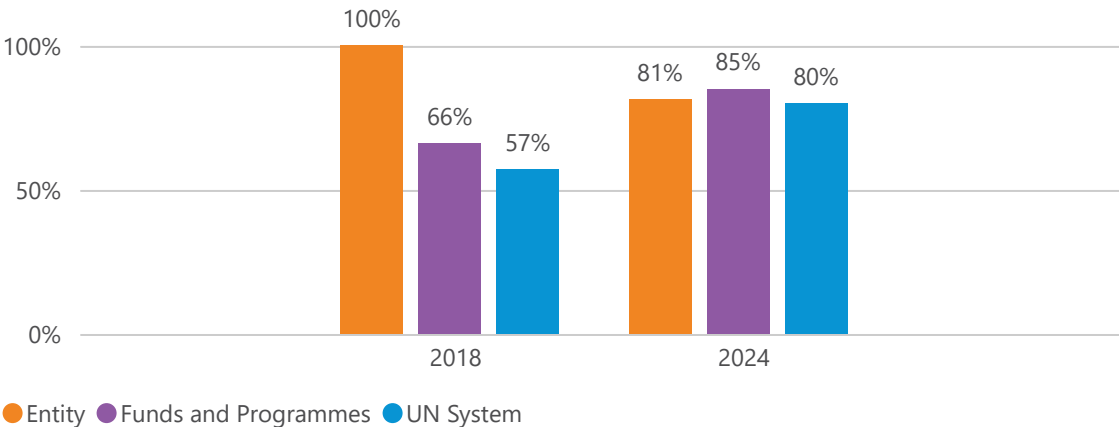
- UNAIDS exceeded the requirements for five indicators and met requirements for an additional eight indicators.

Areas for improvement

- UN Women encourages UNAIDS to focus renewed effort on the three remaining indicators rated as approaching requirements, including recapturing the lost progress on the Financial Resource Allocation indicator.

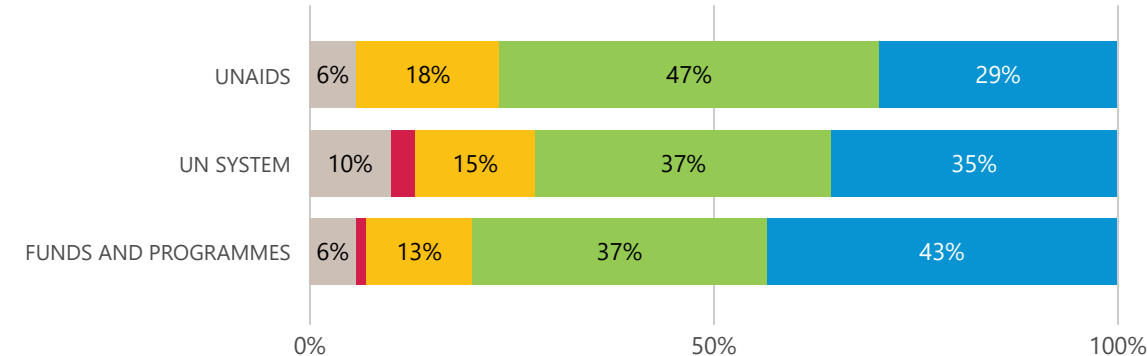
COMPARISON OF OVERALL PERFORMANCE WITHIN THE UN SYSTEM, 2018-2024

PERCENTAGE OF RATINGS MEETING/EXCEEDING REQUIREMENTS (NOT APPLICABLE RATINGS OMITTED)



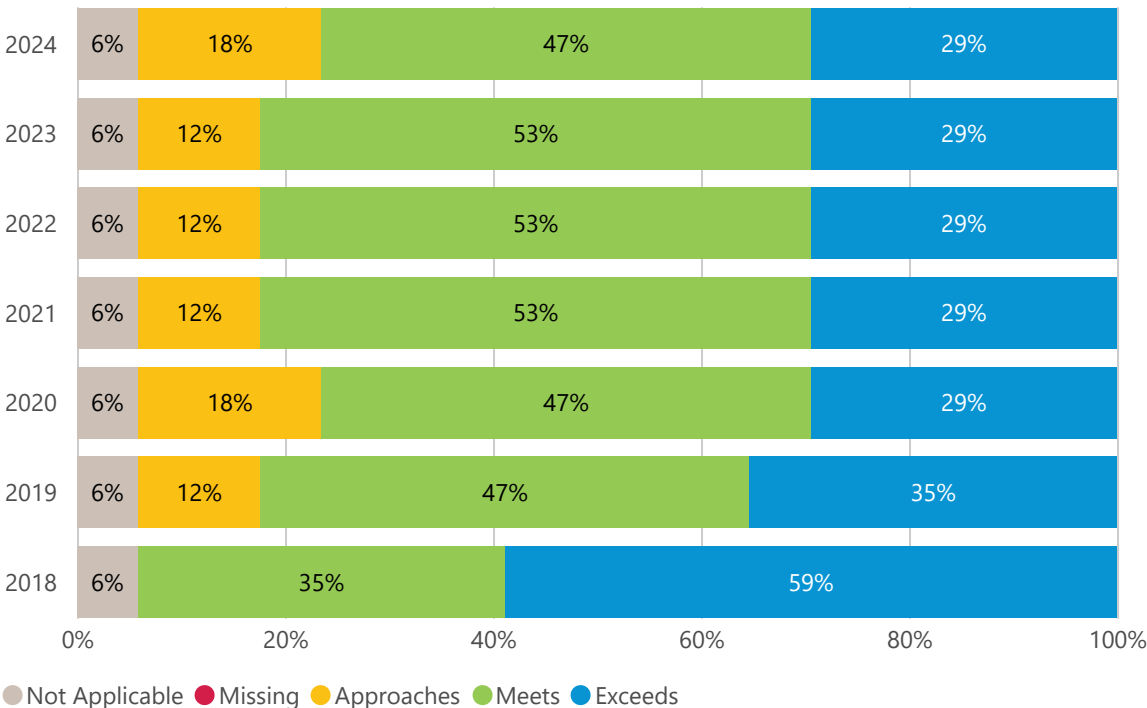
In 2018, UNAIDS outperformed the averages of the Funds and Programmes and the overall UN System. In 2024, UNAIDS slightly trailed the average performance of the Funds and Programmes.

COMPARISON OF RATINGS WITHIN THE UN SYSTEM, 2024



In 2024, UNAIDS met or exceeded the requirements for more indicators than the averages of the UN system. The entity did not miss the requirements for any indicators.

COMPARISON OF RATINGS BY YEAR, ENTITY SPECIFIC, 2018-2024



From 2018 to 2024, UNAIDS sustained solid progress by meeting or exceeding the requirements for a large proportion of indicators.

In 2024, the entity slightly trailed its 2023 performance with one more indicator rated as "approaching" requirements.