

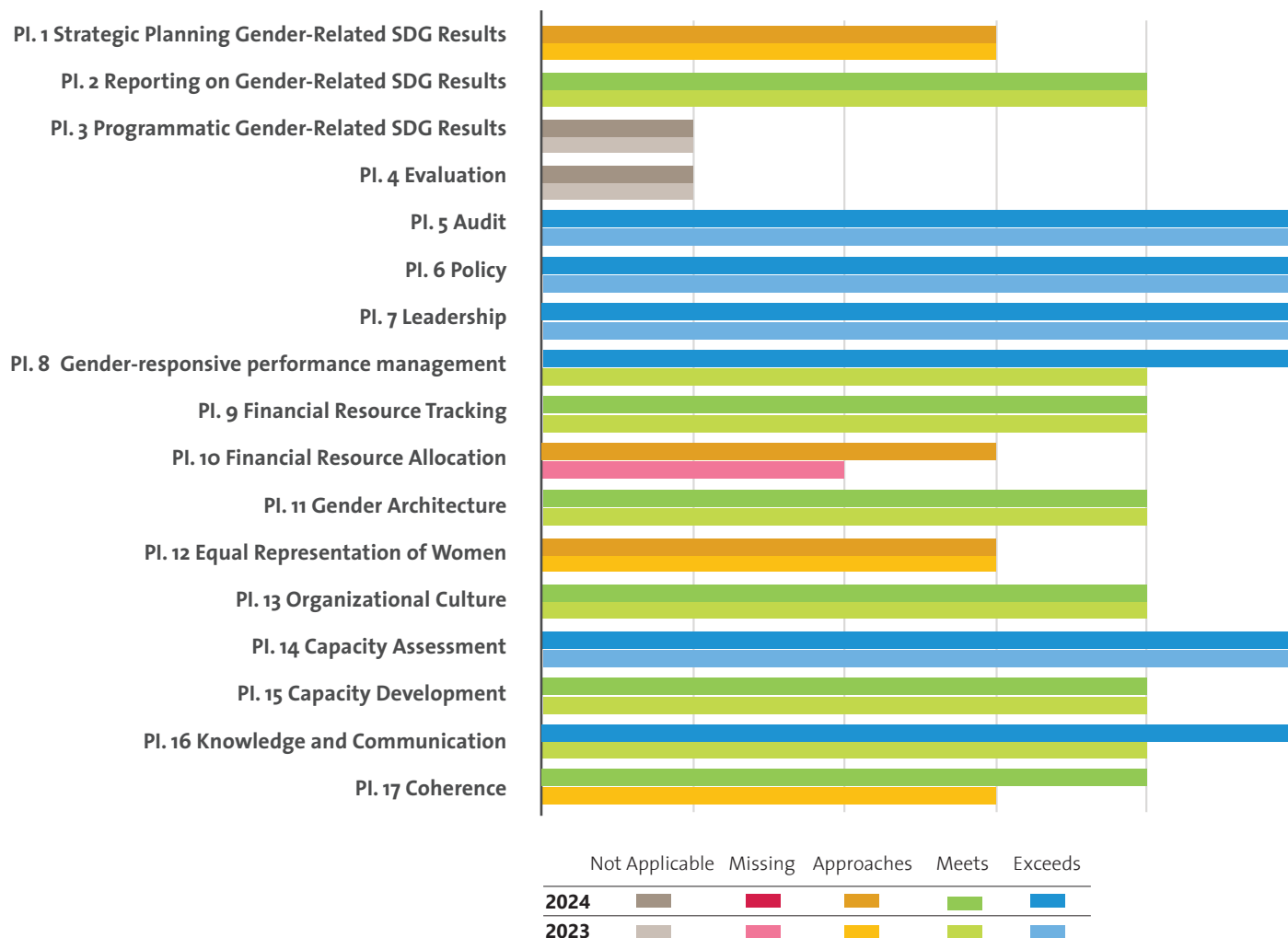
OFFICE OF THE SPECIAL ADVISER ON AFRICA TO THE SECRETARY-GENERAL (OSAA)

UN-SWAP 2.0 PERFORMANCE 2024

The following three pages capture OSAA's performance on UN-SWAP 2.0 indicators for 2024.

In 2024, OSAA met or exceeded the requirements for 12 out of 15 applicable performance indicators.

UN-SWAP 2.0 PERFORMANCE BY INDICATOR (2023-2024)



PERFORMANCE HIGHLIGHTS IN 2024

Most significant gains

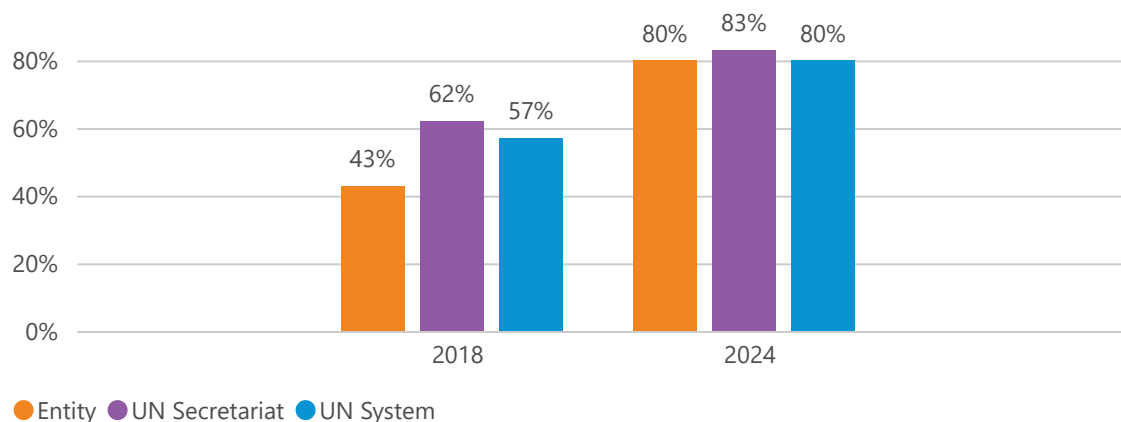
- OSAA exceeded the requirements for six indicators and met them for another six.
- Significantly in 2024, OSAA newly exceeded the requirements for the Performance Management and the Knowledge and Communication indicators.

Areas for improvement

- UN Women encourages OSAA to prioritize the three indicators currently approaching requirements: Strategic Planning, Financial Resource Allocation and Equal Representation.

COMPARISON OF OVERALL PERFORMANCE WITHIN THE UN SYSTEM, 2018-2024

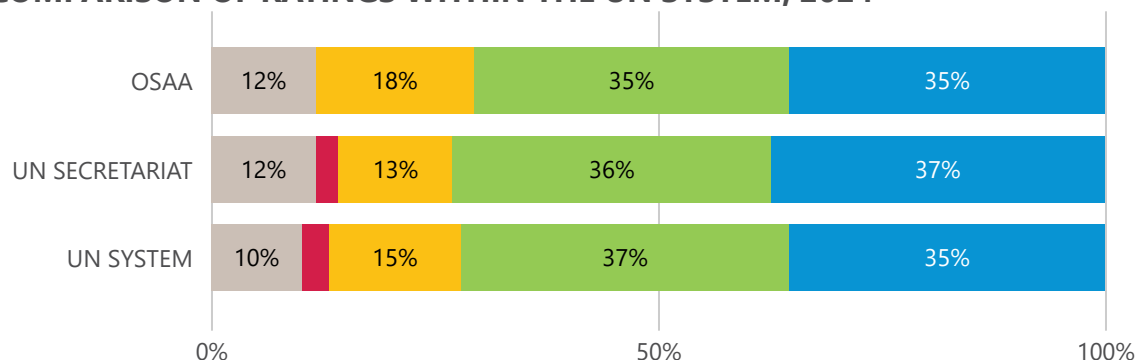
PERCENTAGE OF RATINGS MEETING/EXCEEDING REQUIREMENTS (NOT APPLICABLE RATINGS OMITTED)



In 2018, both the UN Secretariat entities and the overall UN System, on average, outperformed OSAA.

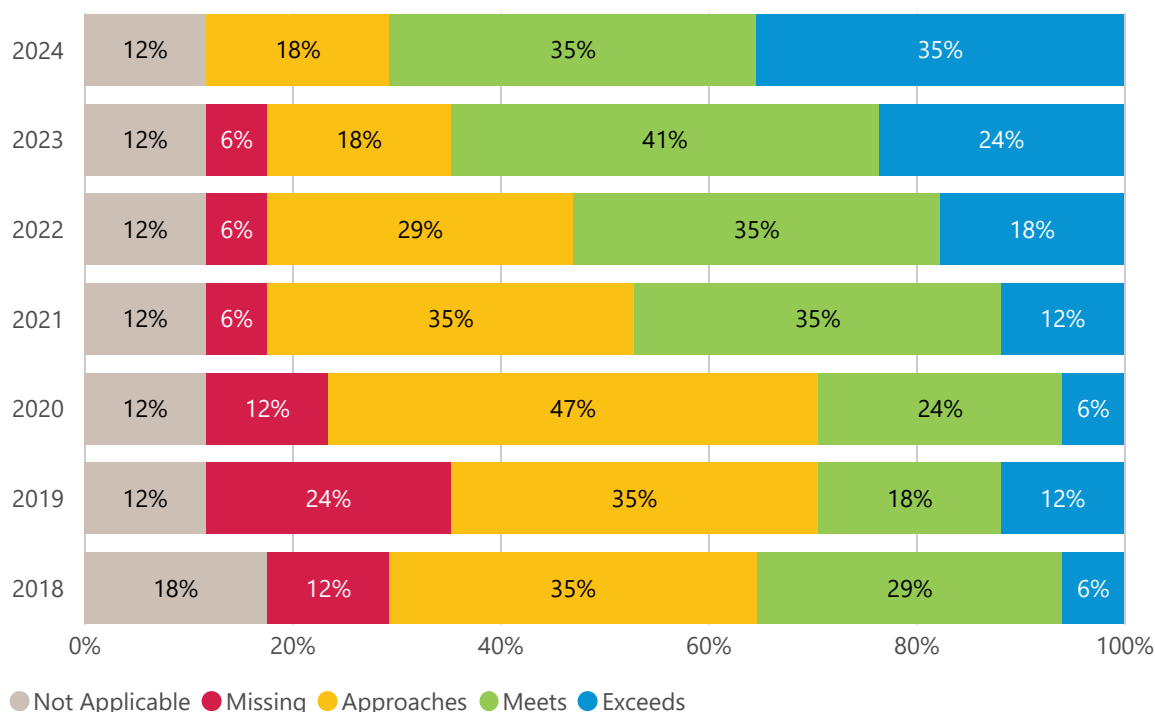
In 2024, OSAA achieved the same level of performance as of the UN system, demonstrating significantly improvement over the years.

COMPARISON OF RATINGS WITHIN THE UN SYSTEM, 2024



In 2024, OSAA "met" or "exceeded" a similar share of indicators as the UN Secretariat and the overall UN System on average. Commendably, the entity did not miss the requirements for any indicators.

COMPARISON OF RATINGS BY YEAR, ENTITY SPECIFIC, 2018-2024



From 2018 to 2024, OSAA sustained solid progress by meeting and exceeding the requirements for a greater proportion of indicators.

In 2024, the entity improved upon its 2023 performance by newly "exceeding" two additional indicators, marking its strongest UN-SWAP 2.0 performance to date.