

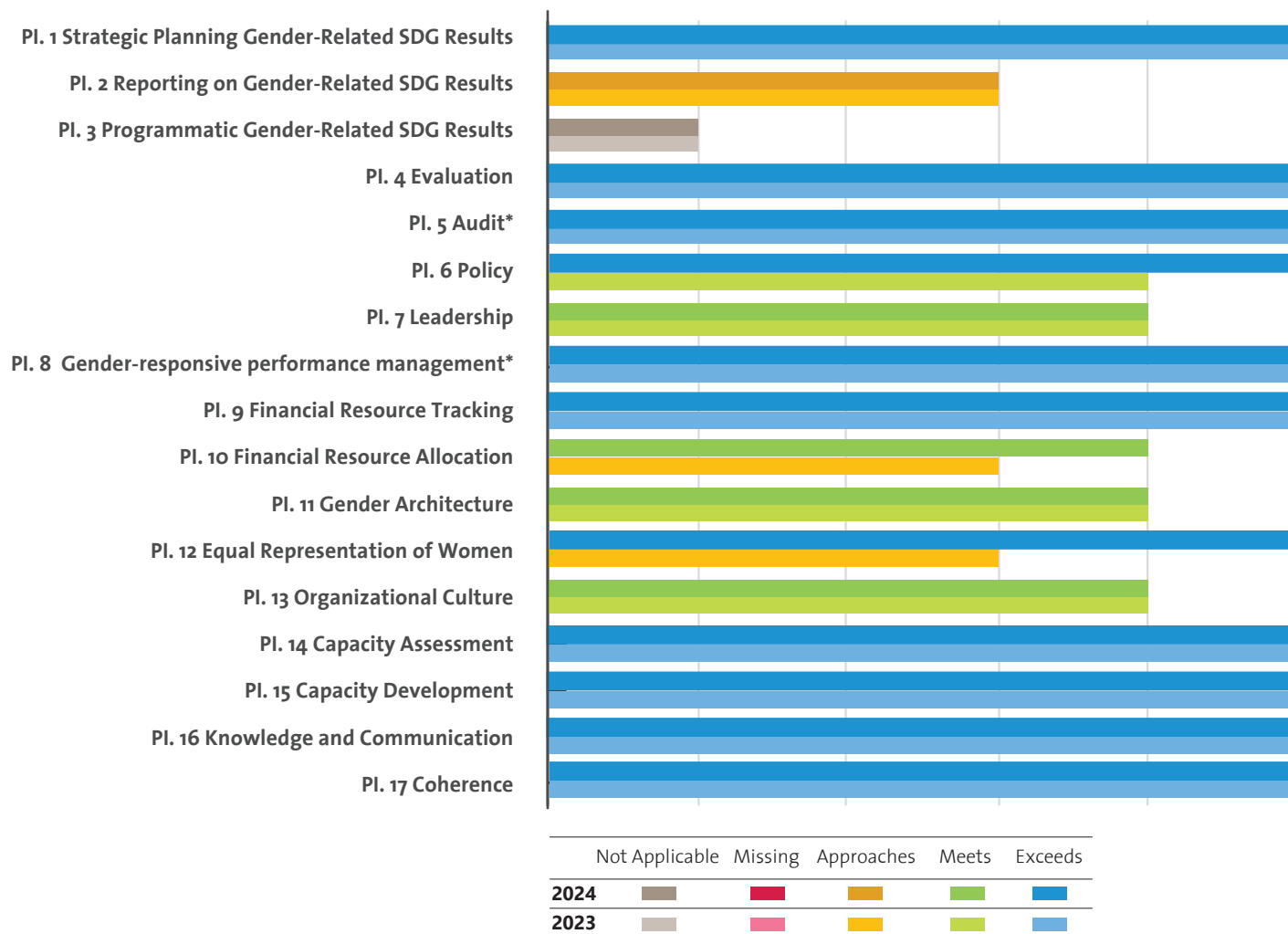
OFFICE OF THE UNITED NATIONS HIGH COMMISSIONER FOR HUMAN RIGHTS (OHCHR)

UN-SWAP 2.0 PERFORMANCE 2024

The following three pages capture OHCHR's performance on UN-SWAP 2.0 indicators for 2024.

In 2024, OHCHR met or exceeded the requirements for 15 out of 16 applicable performance indicators.

UN-SWAP 2.0 PERFORMANCE BY INDICATOR (2023-2024)



PERFORMANCE HIGHLIGHTS IN 2024

Most significant gains

- OHCHR exceeded requirements on eleven indicators and met them for another four indicators.
- In 2024, OHCHR newly exceeded two requirements for two indicators: Policy and Equal Representation and met them for the Financial Resource Allocation indicator.

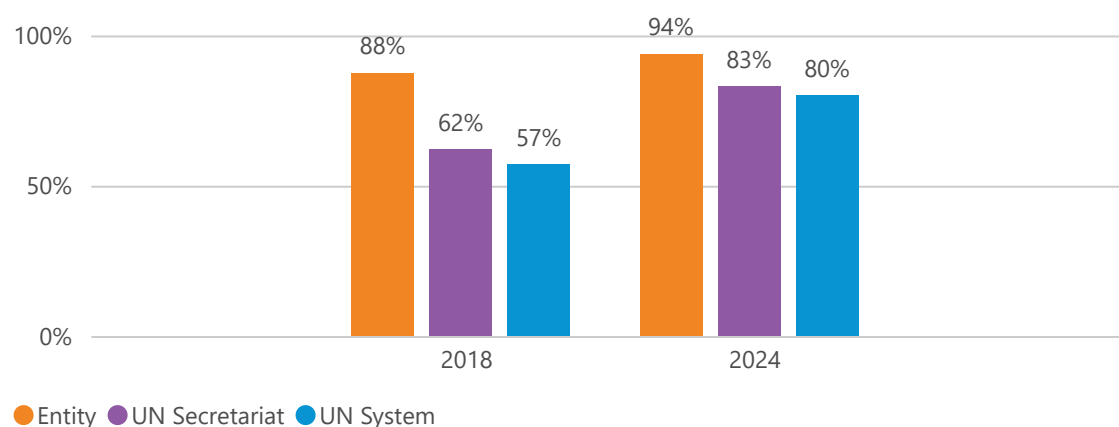
Areas for improvement

- UN Women encourages OHCHR to focus on the only indicator that remained "approaching" requirements: Results Reporting.

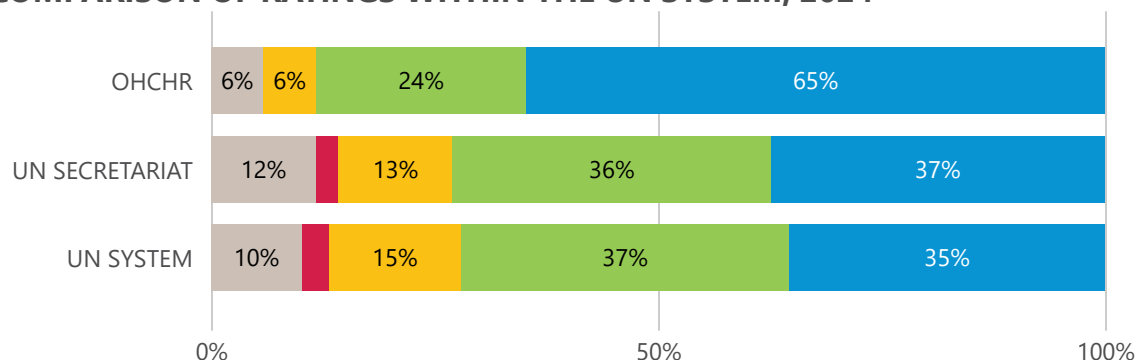
* Performance Indicators 5 on Audit and 8 on Gender-responsive performance management are jointly reported for all UN Secretariat entities by OIOS and DMSPC, respectively.

COMPARISON OF OVERALL PERFORMANCE WITHIN THE UN SYSTEM, 2018-2024

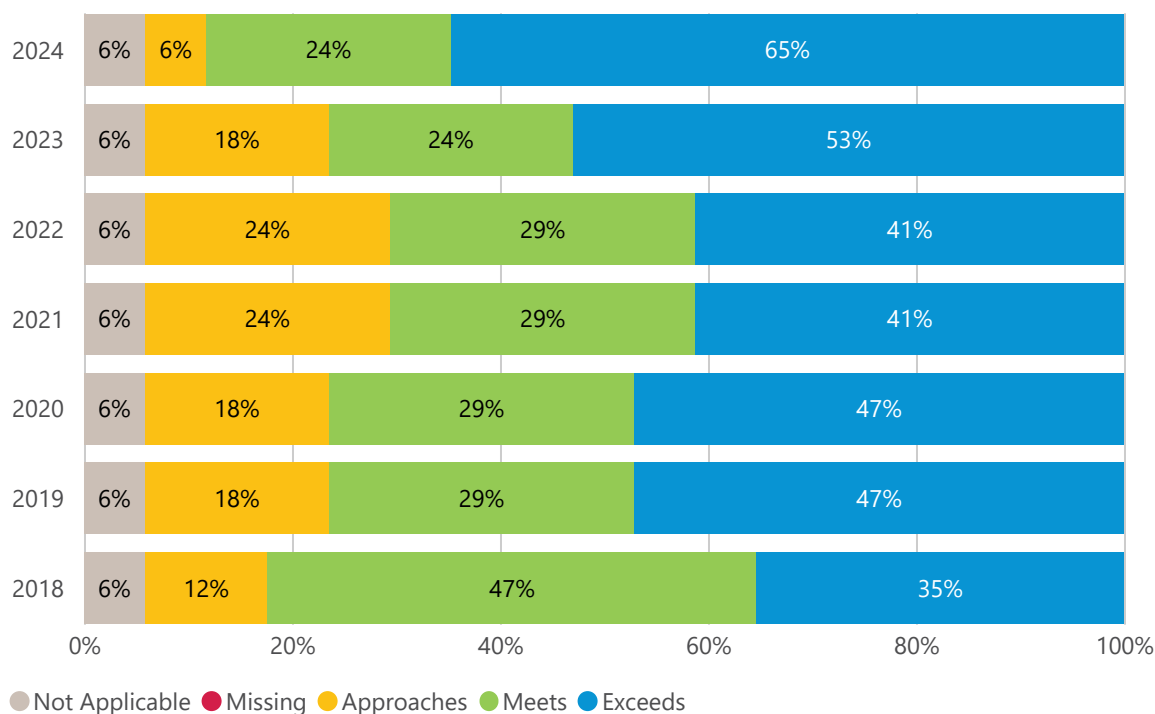
PERCENTAGE OF RATINGS MEETING/EXCEEDING REQUIREMENTS (NOT APPLICABLE RATINGS OMITTED)



In both 2018 and 2024, OHCHR outperformed the averages of the UN Secretariat entities and the overall UN System.

COMPARISON OF RATINGS WITHIN THE UN SYSTEM, 2024

In 2024, OHCHR significantly "exceeded" more indicators than the averages of the UN Secretariat and the UN system as a whole. The entity assessed more indicators applicable.

COMPARISON OF RATINGS BY YEAR, ENTITY SPECIFIC, 2018-2024

From 2018 to 2024, OHCHR sustained solid progress by "exceeding" a greater proportion of indicators.

In 2024, the entity improved upon its 2023 performance by "exceeding" two more indicators, marking its strongest UN-SWAP 2.0 performance to date.