

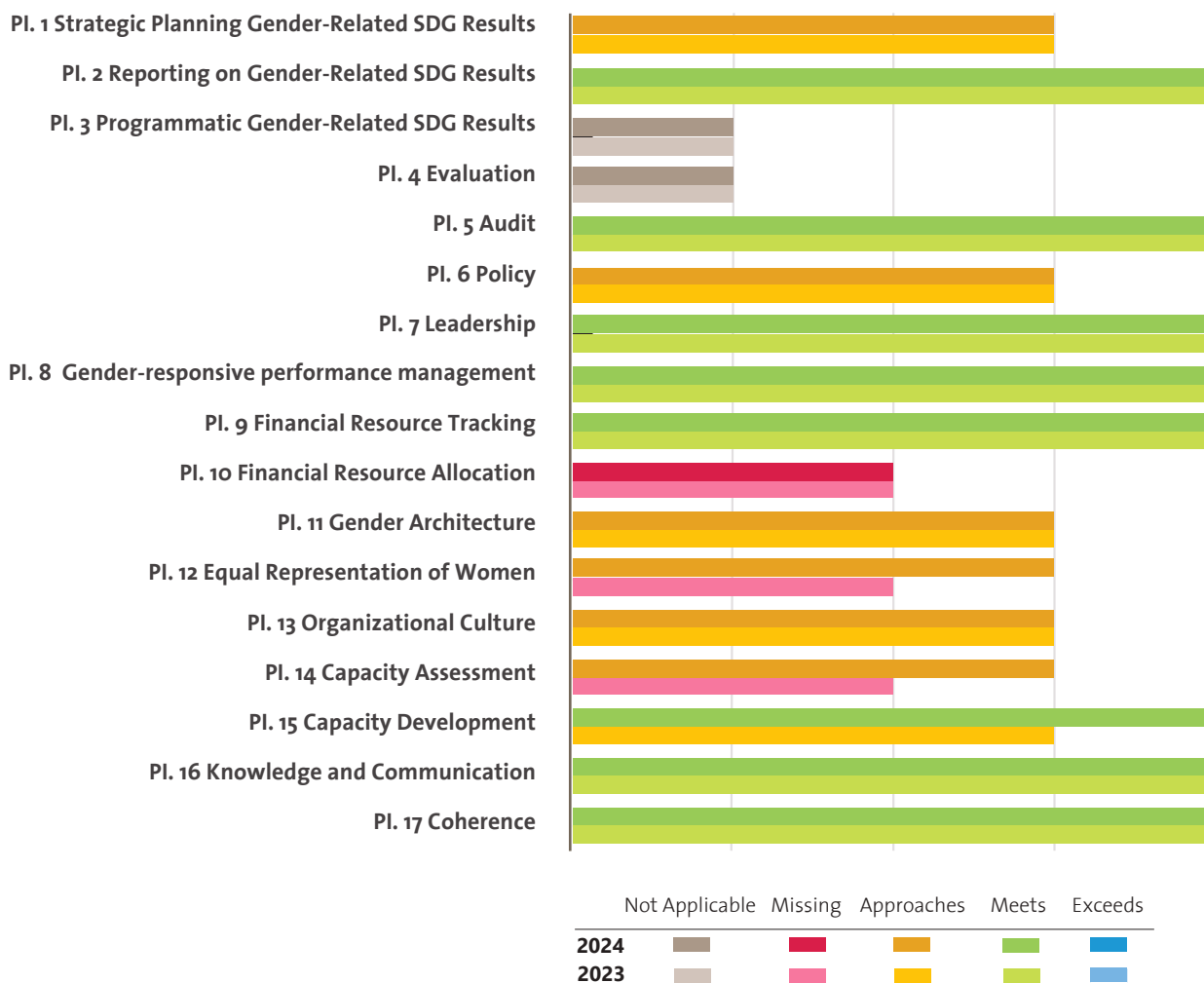
# INTERNATIONAL TELECOMMUNICATION UNION (ITU)

## UN-SWAP 2.0 PERFORMANCE 2024

The following three pages capture ITU's performance on UN-SWAP 2.0 indicators for 2024.

In 2024, ITU met or exceeded the requirements for 8 out of 15 applicable performance indicators.

## UN-SWAP 2.0 PERFORMANCE BY INDICATOR (2023-2024)



## PERFORMANCE HIGHLIGHTS IN 2024

## Most significant gains

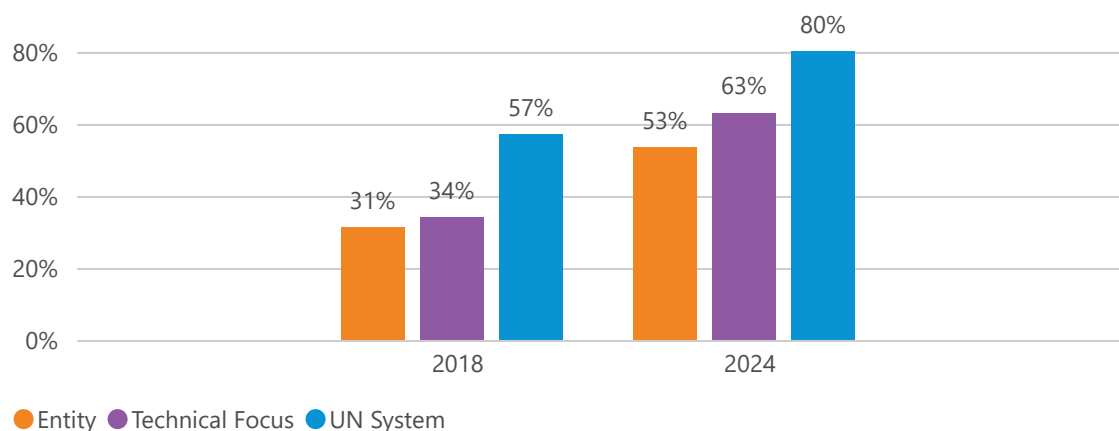
- ITU consistently met the requirements on seven indicators: Results Reporting, Audit, Leadership, Financial Resource Tracking, Performance Management, Knowledge and Communication and Coherence.
- The entity made notable progress by newly meeting the requirements on one additional indicator: Capacity Development. It also improved its performance on two indicators: Equal Representation, Capacity Assessment.

## Areas for improvement

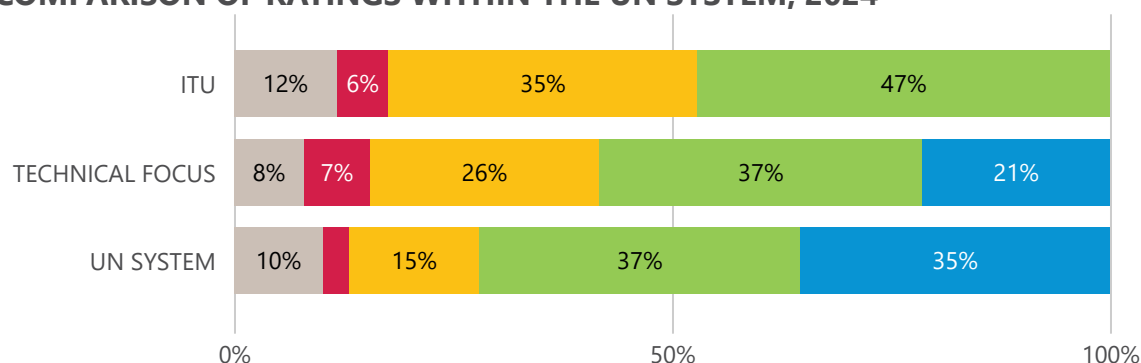
- UN Women encourages ITU to prioritize the one indicator rated missing requirements and the six indicators assessed as approaching requirements.

**COMPARISON OF OVERALL PERFORMANCE WITHIN THE UN SYSTEM, 2018-2024**

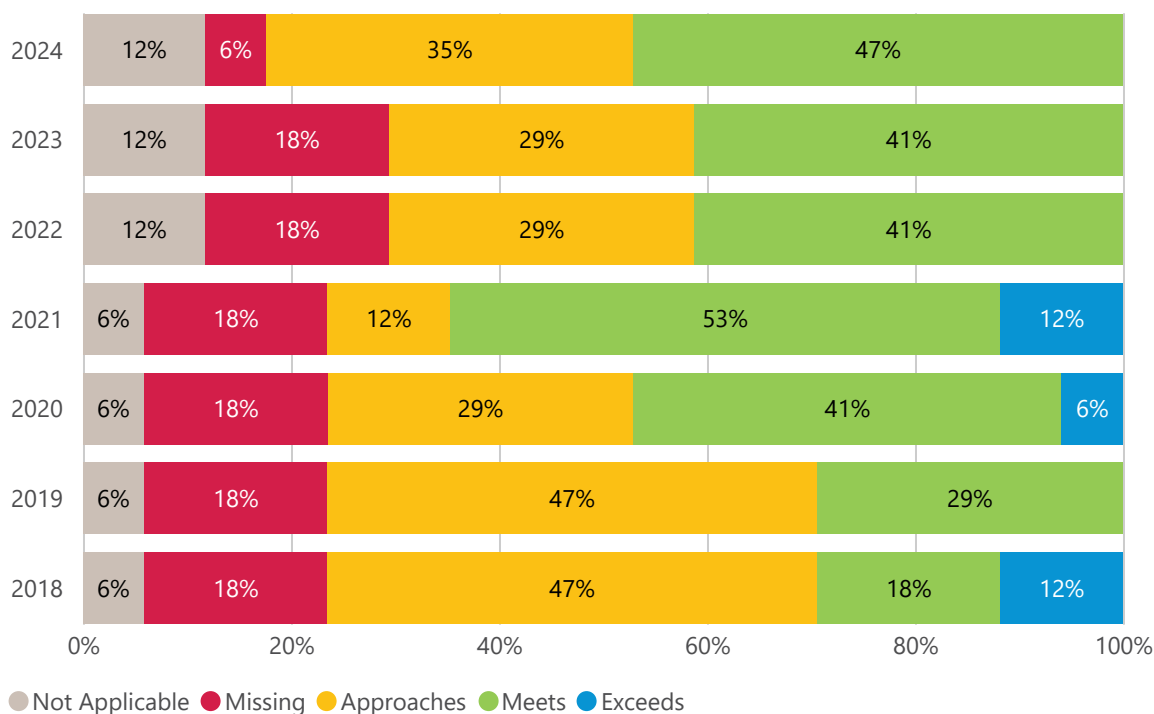
PERCENTAGE OF RATINGS MEETING/EXCEEDING REQUIREMENTS (NOT APPLICABLE RATINGS OMITTED)



In both 2018 and 2024, ITU trailed the average performance of both the entities with a Technical focus and the overall UN System.

**COMPARISON OF RATINGS WITHIN THE UN SYSTEM, 2024**

In 2024, ITU met the requirements for a greater number of indicators than comparable technical entities; however, it did not exceed the requirements for any indicators.

**COMPARISON OF RATINGS BY YEAR, ENTITY SPECIFIC, 2018-2024**

From 2018 to 2024, ITU demonstrated steady progress by meeting the requirements for an increasing number of indicators.

In 2024, the entity improved upon its 2023 performance by meeting the requirements for one additional indicator and by advancing two indicators from missing to approaching ratings.