

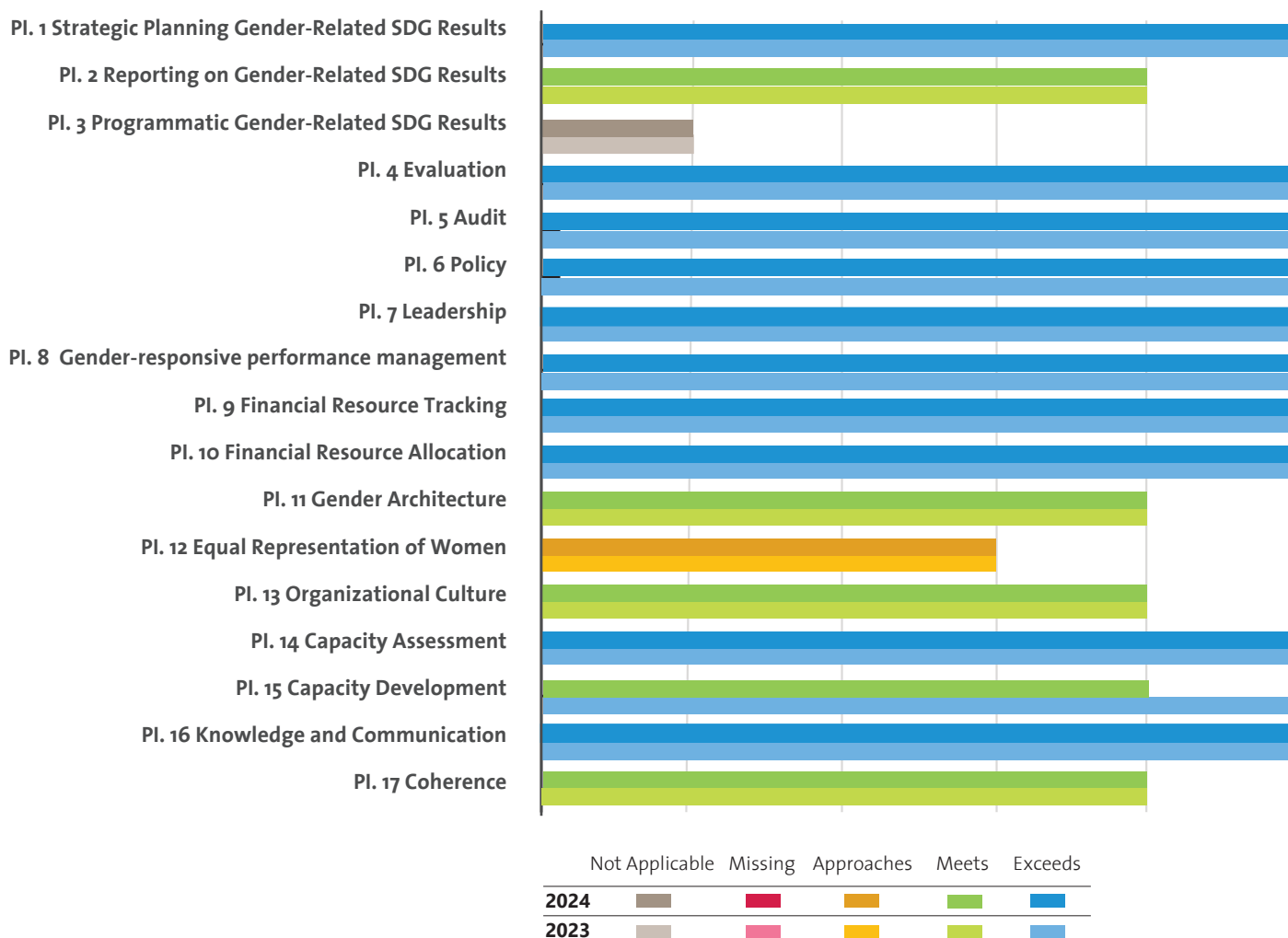
INTERNATIONAL TRADE CENTRE (ITC)

UN-SWAP 2.0 PERFORMANCE 2024

The following three pages capture ITC's performance on UN-SWAP 2.0 indicators for 2024.

In 2024, ITC met or exceeded the requirements for 15 out of 16 applicable performance indicators.

UN-SWAP 2.0 PERFORMANCE BY INDICATOR (2023-2024)



PERFORMANCE HIGHLIGHTS IN 2024

Most significant gains

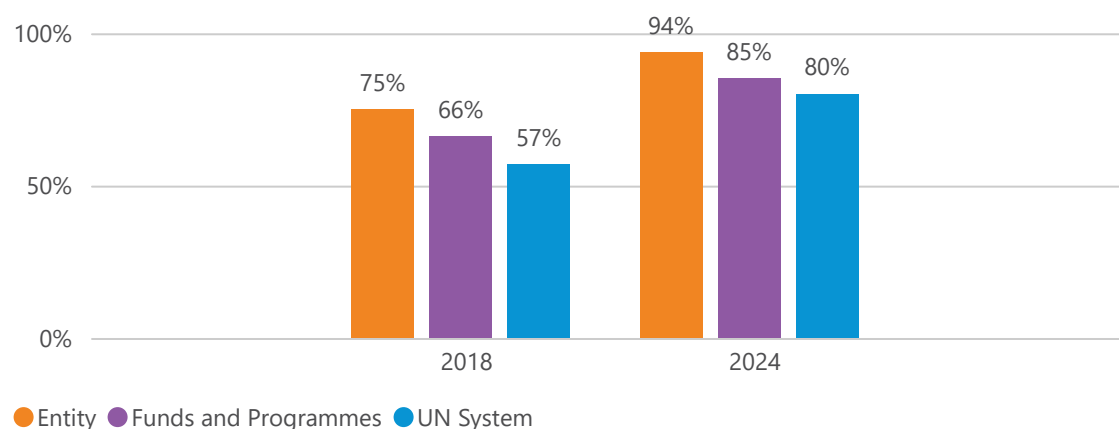
- ITC exceeded requirements for ten indicators and met requirements for five indicators.

Areas for improvement

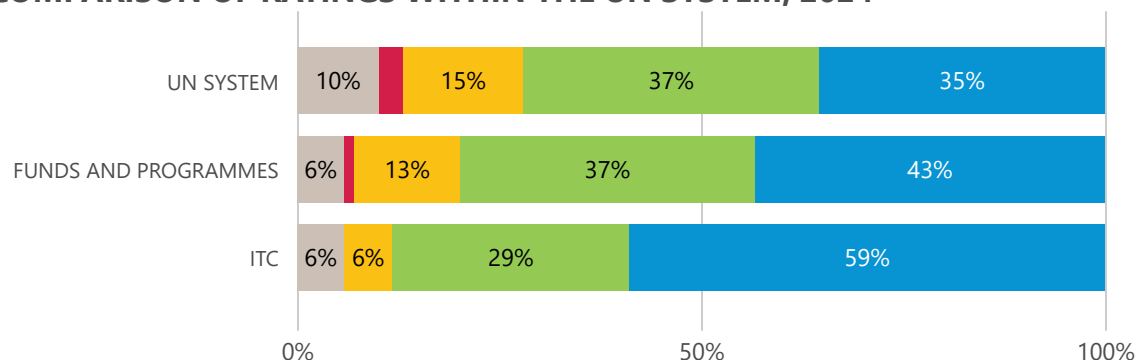
- UN Women encourages ITC to focus efforts on the indicator rated as approaching requirements: Equal representation of women and the Capacity Development indicator which saw a decline in rating in 2024.

COMPARISON OF OVERALL PERFORMANCE WITHIN THE UN SYSTEM, 2018-2024

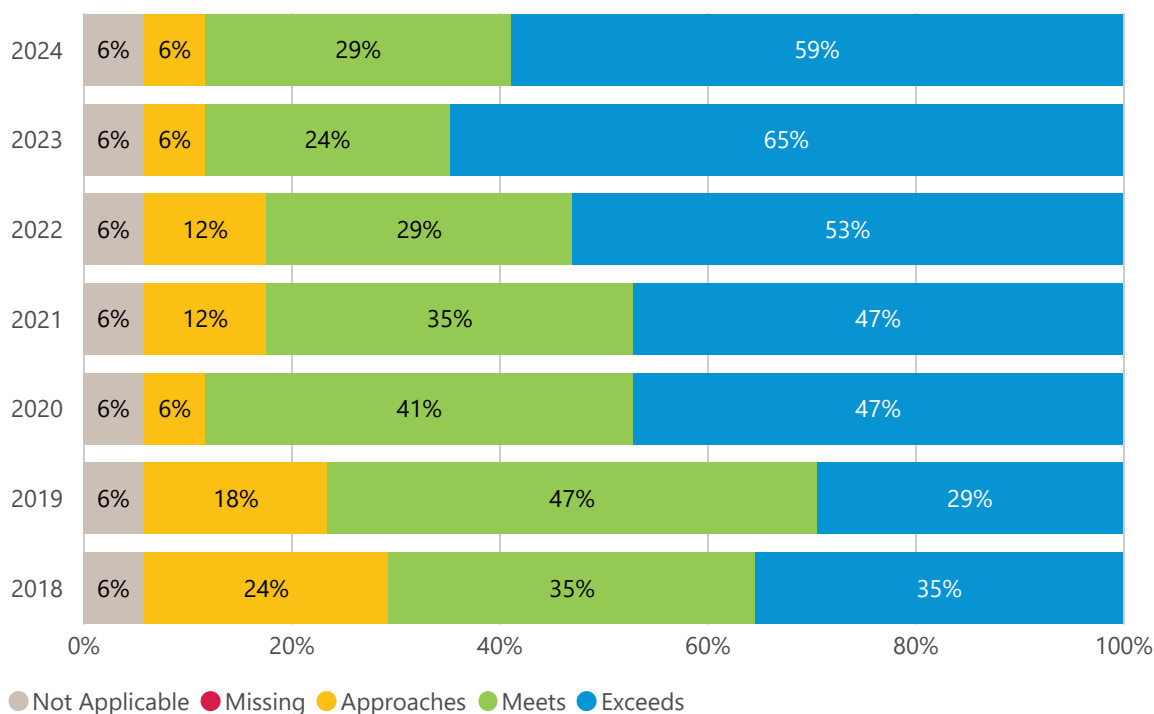
PERCENTAGE OF RATINGS MEETING/EXCEEDING REQUIREMENTS (NOT APPLICABLE RATINGS OMITTED)



In both 2018 and 2024, ITC outperformed the averages of the Funds and Programmes and the overall UN System.

COMPARISON OF RATINGS WITHIN THE UN SYSTEM, 2024

In 2024, ITC exceeded the requirements for significantly more indicators than the averages of the Funds and Programmes and the UN system. The entity did not miss the requirements for any indicators.

COMPARISON OF RATINGS BY YEAR, ENTITY SPECIFIC, 2018-2024

From 2018 to 2024, ITC made solid progress by consistently exceeding the requirements for an increasing proportion of performance indicators.

In 2024, the entity slightly trailed its 2023 performance with one less indicator rated as "exceeding" requirements.