

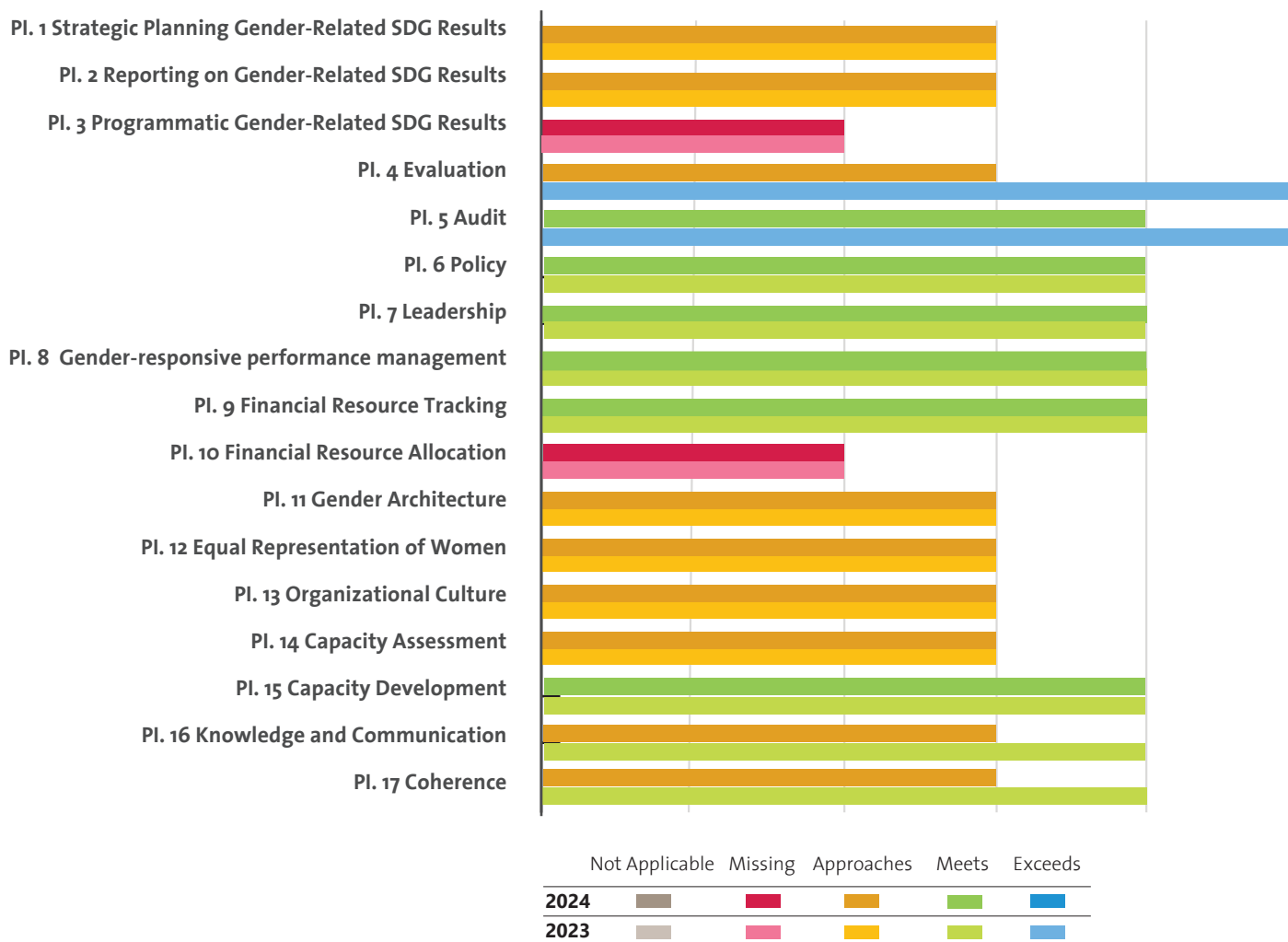
INTERNATIONAL ORGANIZATION FOR MIGRATION (IOM)

UN-SWAP 2.0 PERFORMANCE 2024

The following three pages capture IMO's performance on UN-SWAP 2.0 indicators for 2024.

In 2024, IOM met or exceeded the requirements for 6 out of 17 applicable performance indicators.

UN-SWAP 2.0 PERFORMANCE BY INDICATOR (2023-2024)



PERFORMANCE HIGHLIGHTS IN 2024

Most significant gains

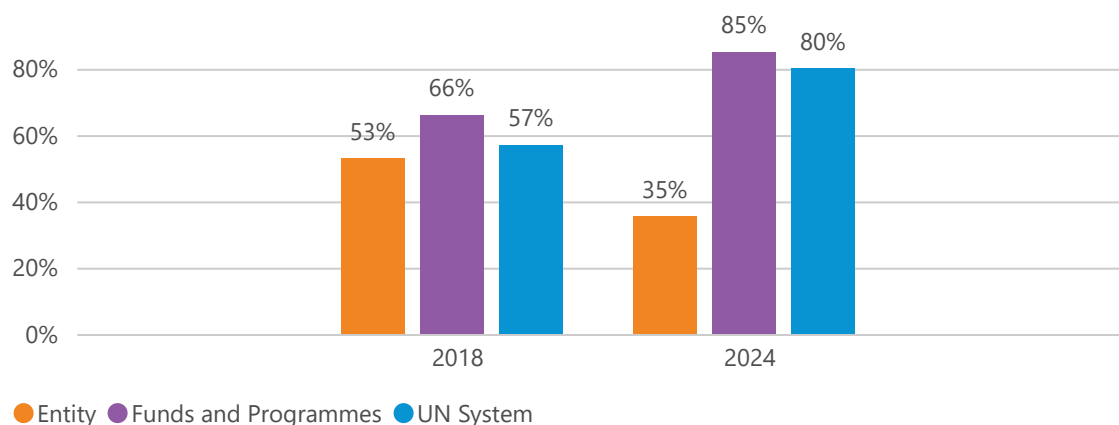
- IOM consistently met requirements for five indicators.

Areas for improvement

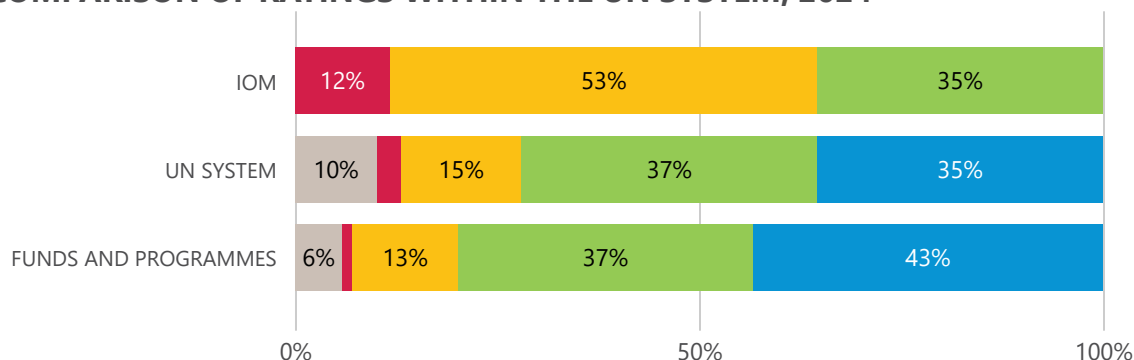
- UN Women encourages IOM to focus on the two indicators missing requirements: Programmatic gender-related SDG results, and Financial Resource Allocation and the six indicators approaching requirements.

COMPARISON OF OVERALL PERFORMANCE WITHIN THE UN SYSTEM, 2018-2024

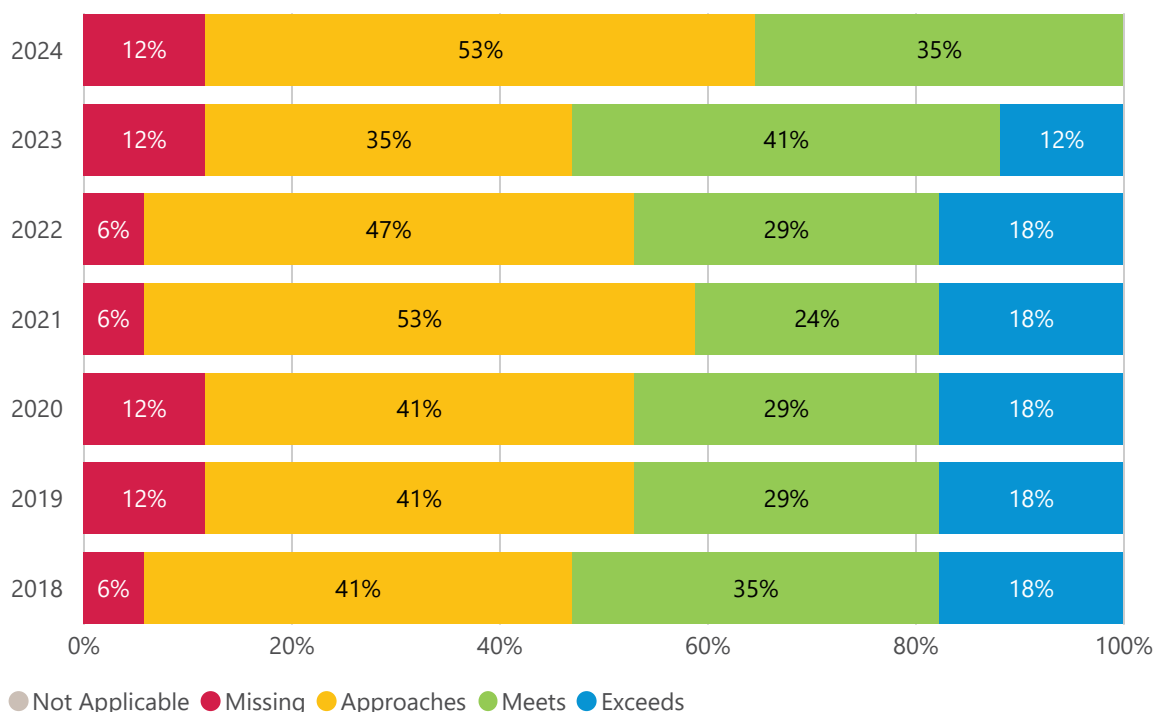
PERCENTAGE OF RATINGS MEETING/EXCEEDING REQUIREMENTS (NOT APPLICABLE RATINGS OMITTED)



On average, in both 2018 and 2024, both the Funds and Programmes and the overall UN System outperformed IOM.

COMPARISON OF RATINGS WITHIN THE UN SYSTEM, 2024

In 2024, IOM met the requirements for fewer indicators and missed the requirements for more indicators compared to the averages of the Funds and Programmes and the UN system as a whole.

COMPARISON OF RATINGS BY YEAR, ENTITY SPECIFIC, 2018-2024

From 2018 to 2024, IOM maintained a consistent performance by "meeting" a similar proportion of indicators each year.

In 2024, IOM slightly trailed its 2023 performance by shifting two indicators from "exceeding" to "meeting" and "approaching" requirements, and another two from "meeting" to "approaching" requirements.