

INTERNATIONAL LABOUR ORGANIZATION (ILO)

UN-SWAP 2.0 PERFORMANCE 2024

The following three pages capture ILO's performance on UN-SWAP 2.0 indicators for 2024.

In 2024, ILO met or exceeded the requirements for 12 out of 16 applicable performance indicators.

UN-SWAP 2.0 PERFORMANCE BY INDICATOR (2023-2024)



PERFORMANCE HIGHLIGHTS IN 2024

Most significant gains

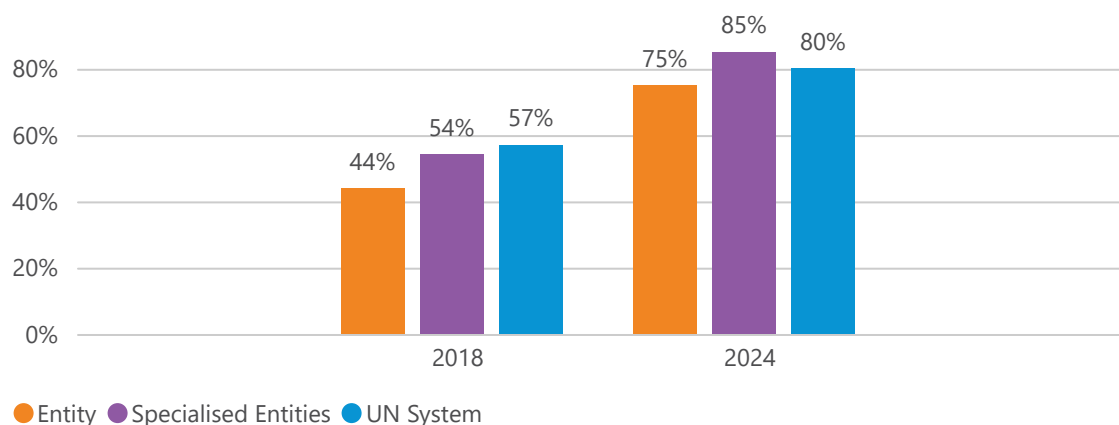
- ILO consistently exceeded performance on four indicators Strategic Planning, Results, Audit and Policy and newly exceeded the requirements for two indicators: Evaluation, Knowledge and Communication.
- In addition, the entity newly met the requirements for two additional indicators: Gender Architecture and Capacity Assessment.

Areas for improvement

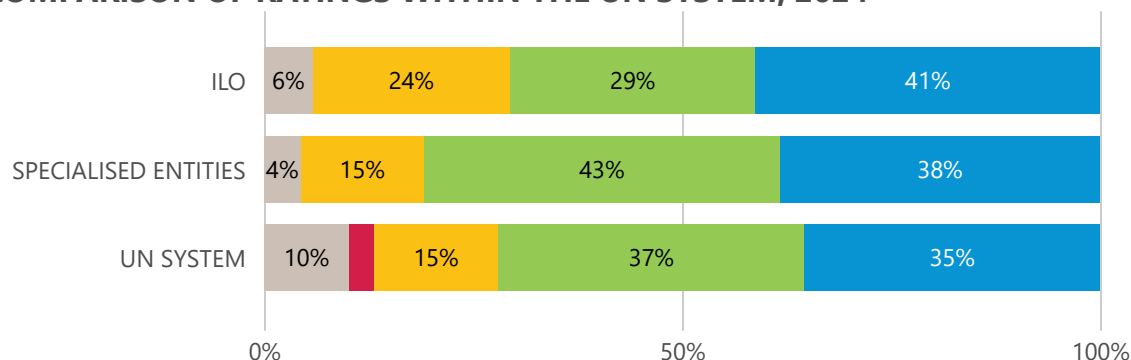
- UN Women encourages ILO to focus on the four indicators marked as approaching requirements including Financial resource tracking, and Financial resource allocation, which have seen a decline in progress since 2021.

COMPARISON OF OVERALL PERFORMANCE WITHIN THE UN SYSTEM, 2018-2024

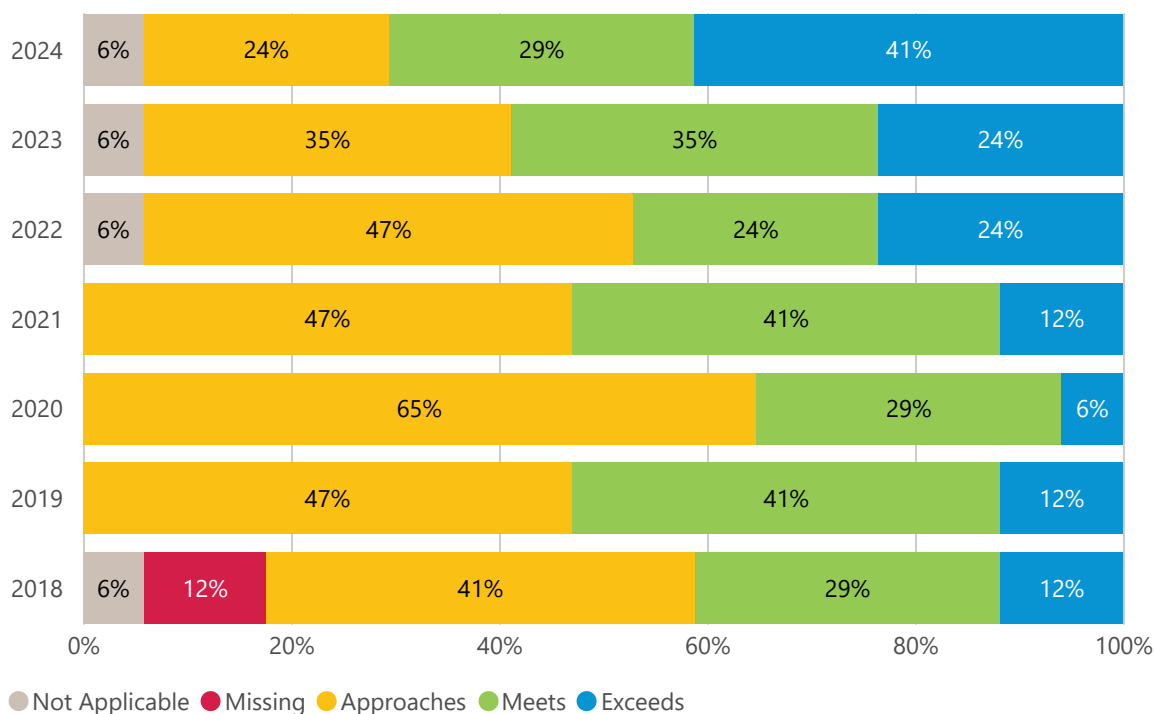
PERCENTAGE OF RATINGS MEETING/EXCEEDING REQUIREMENTS (NOT APPLICABLE RATINGS OMITTED)



In both 2018 and 2024, the Specialised entities and the overall UN System outperformed ILO on average.

COMPARISON OF RATINGS WITHIN THE UN SYSTEM, 2024

In 2024, ILO exceeded and met the requirements for fewer indicators than the averages of the Specialised entities and the UN System as a whole. Commendably, the entity did not miss requirements for any indicators.

COMPARISON OF RATINGS BY YEAR, ENTITY SPECIFIC, 2018-2024

From 2018 to 2024, ILO made significant progress by meeting or exceeding the requirements for a greater share of indicators.

In 2024, the entity improved upon its 2023 performance by "exceeding" and "meeting" two additional indicators respectively. This improvement, combined with the fact that ILO has not "missed" any indicators since 2019, marks its strongest UN-SWAP 2.0 performance to date.