

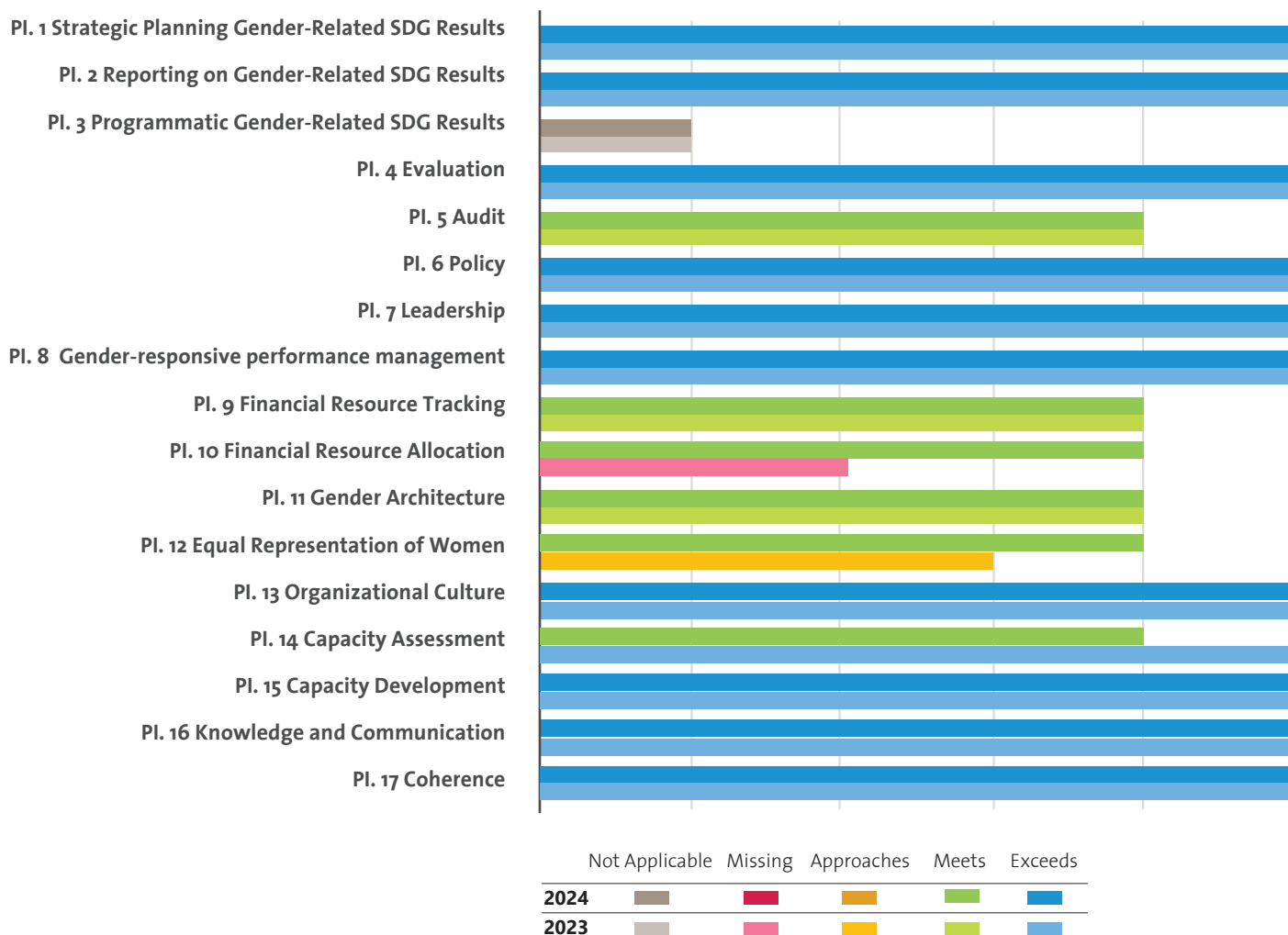
INTERNATIONAL FUND FOR AGRICULTURAL DEVELOPMENT (IFAD)

UN-SWAP 2.0 PERFORMANCE 2024

The following three pages capture IFAD's performance on UN-SWAP 2.0 indicators for 2024.

In 2024, IFAD met or exceeded the requirements for 16 out of 16 applicable performance indicators.

UN-SWAP 2.0 PERFORMANCE BY INDICATOR (2023-2024)



PERFORMANCE HIGHLIGHTS IN 2024

Most significant gains

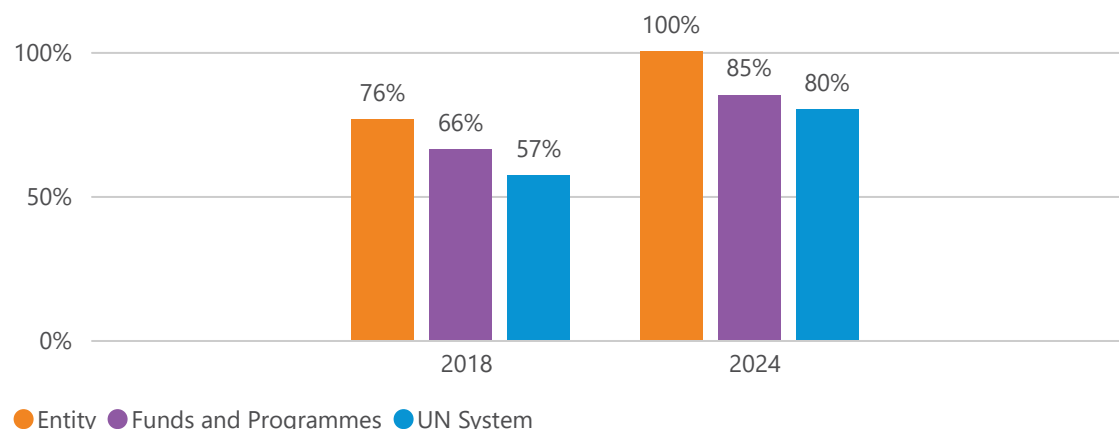
- IFAD exceeded requirements for ten indicators and met requirements for another six indicators.
- Significantly in 2024, IFAD newly met the requirements for the Financial Resource Allocation and Equal Representation of Women indicators.

Areas for improvement

- UN Women encourages IFAD to recapture lost progress efforts on the Capacity Assessment indicator.

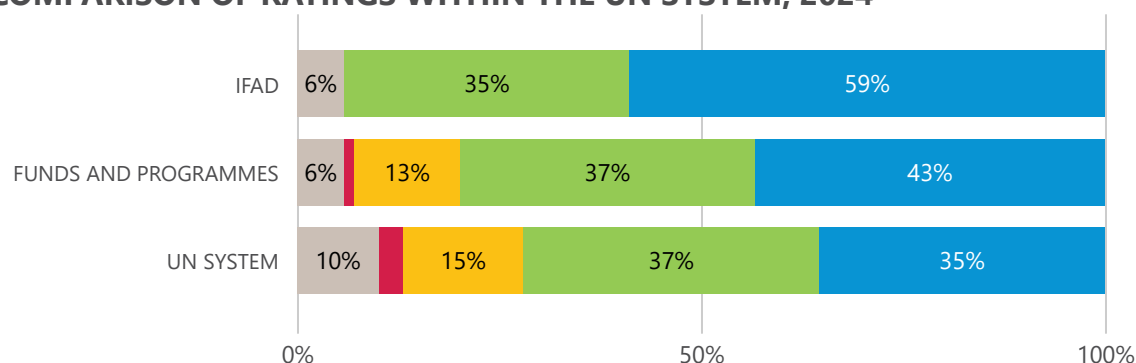
COMPARISON OF OVERALL PERFORMANCE WITHIN THE UN SYSTEM, 2018-2024

PERCENTAGE OF RATINGS MEETING/EXCEEDING REQUIREMENTS (NOT APPLICABLE RATINGS OMITTED)



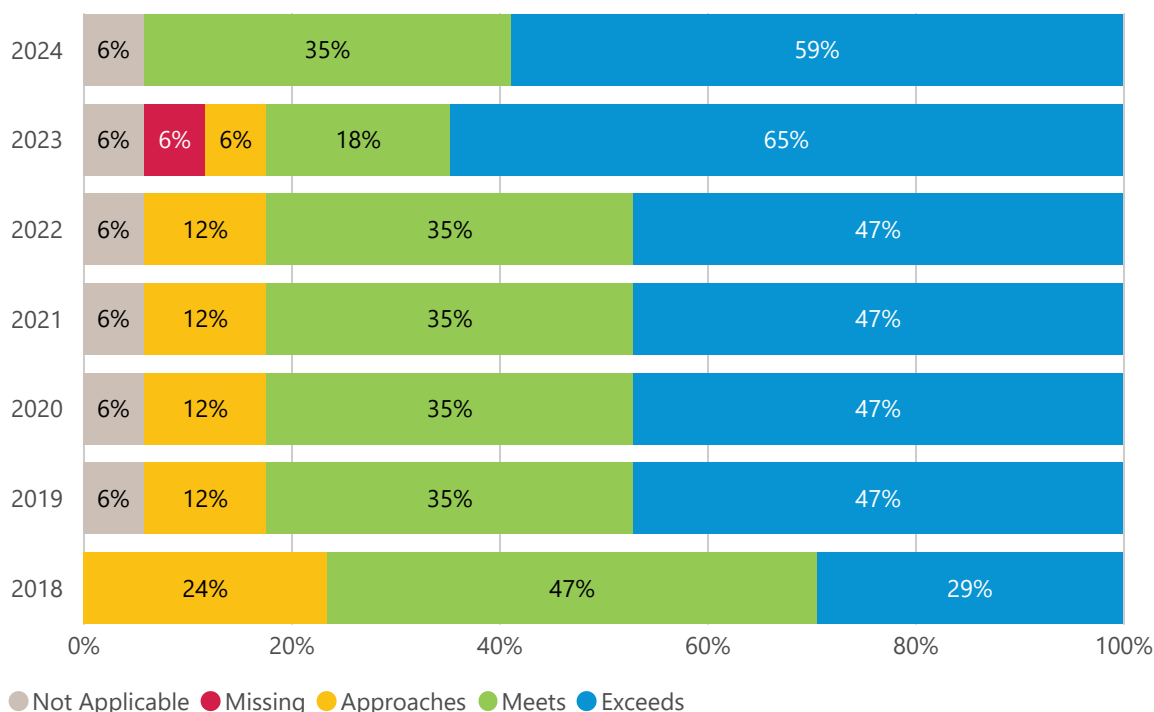
In both 2018 and 2024, IFAD outperformed the averages of the Funds and Programmes and the overall UN System.

COMPARISON OF RATINGS WITHIN THE UN SYSTEM, 2024



In 2024, IFAD exceeded the requirements for significantly more indicators than the averages of the Funds and Programmes and the UN system.

COMPARISON OF RATINGS BY YEAR, ENTITY SPECIFIC, 2018-2024



From 2018 to 2024, IFAD sustained solid progress by exceeding the requirements for a greater proportion of indicators.

In 2024, the entity improved upon its 2023 performance with meeting and exceeding all applicable indicators, marking the strongest UNSWAP 2.0 performance to date.