

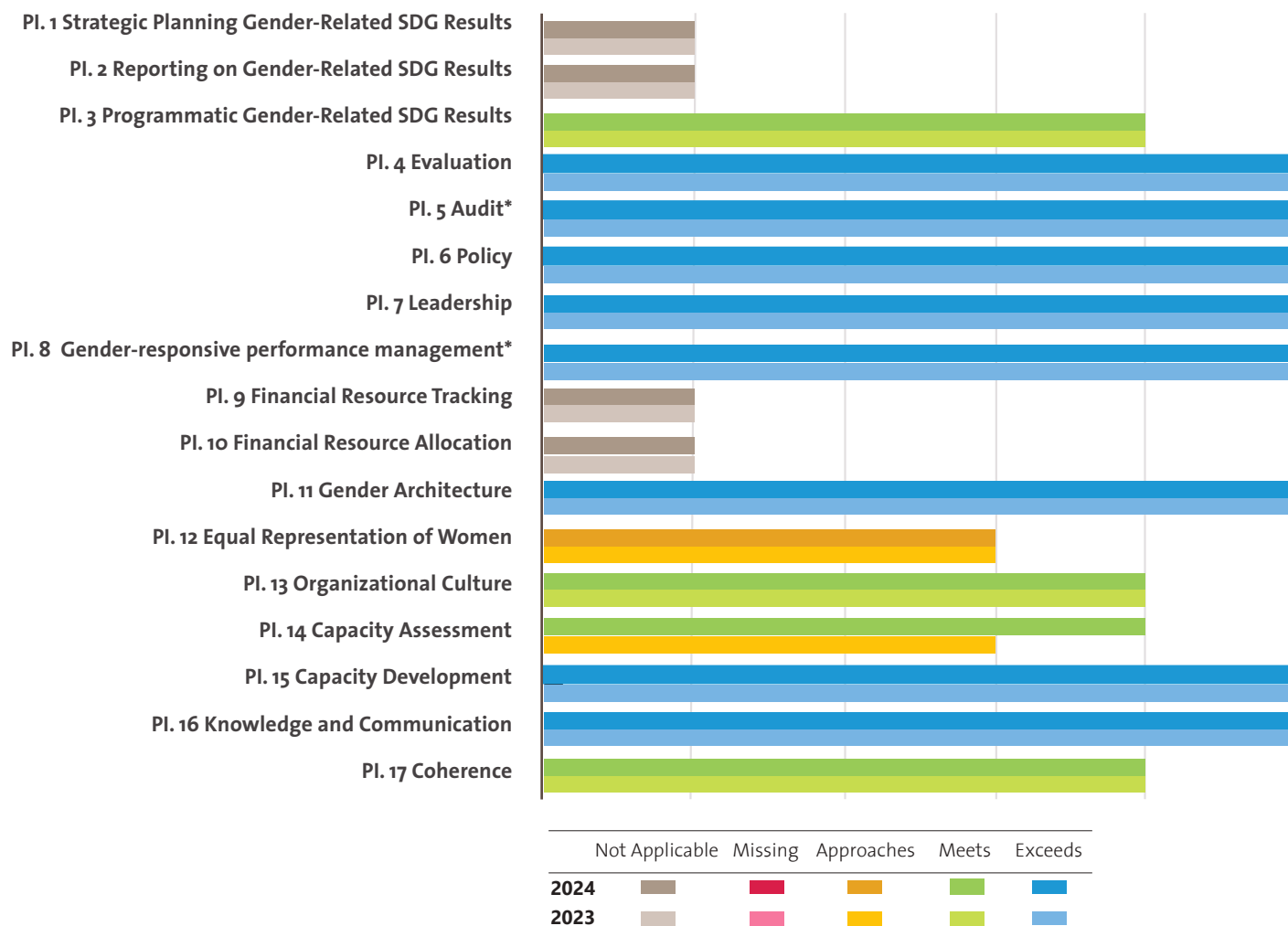
UNITED NATIONS DEPARTMENT FOR SAFETY AND SECURITY (DSS)

UN-SWAP 2.0 PERFORMANCE 2024

The following three pages capture DSS' performance on UN-SWAP 2.0 indicators for 2024.

In 2024, DSS met or exceeded the requirements for 12 out of 13 applicable performance indicators.

UN-SWAP 2.0 PERFORMANCE BY INDICATOR (2023-2024)



PERFORMANCE HIGHLIGHTS IN 2024

Most significant gains

- DSS exceeded the requirements for eight indicators and met the requirements for an additional four.
- Significantly, in 2024, DSS newly met requirements for the Capacity Assessment indicator.

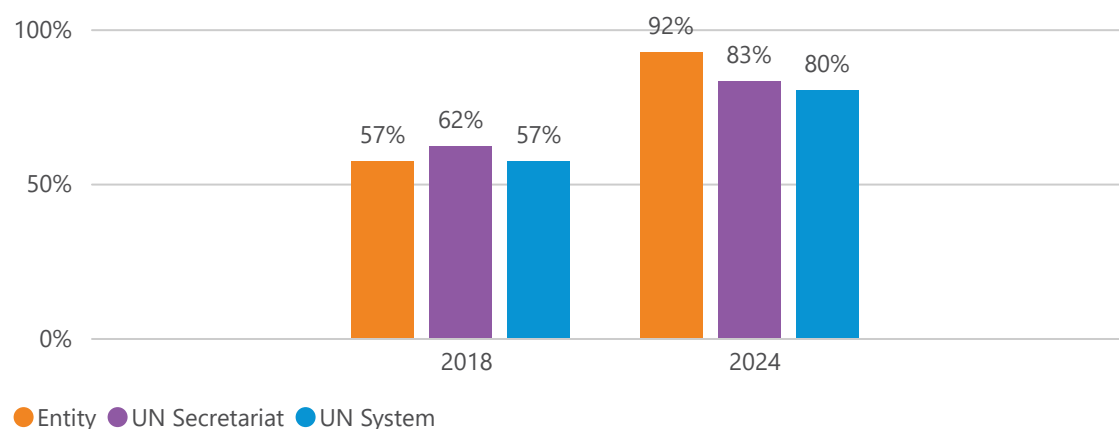
Areas for improvement

- UN Women encourages DSS to focus on the only indicator remaining approaching requirements: Equal representation of women.

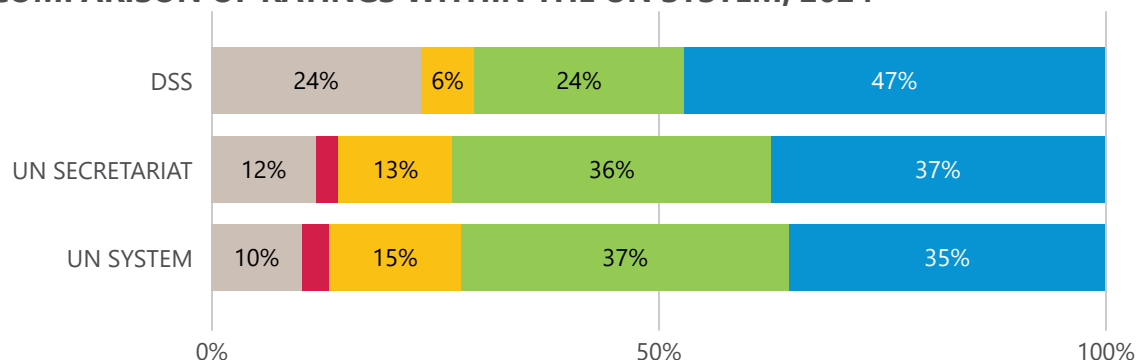
* Performance Indicators 5 on Audit is jointly reported for all UN Secretariat entities by OIOS.

COMPARISON OF OVERALL PERFORMANCE WITHIN THE UN SYSTEM, 2018-2024

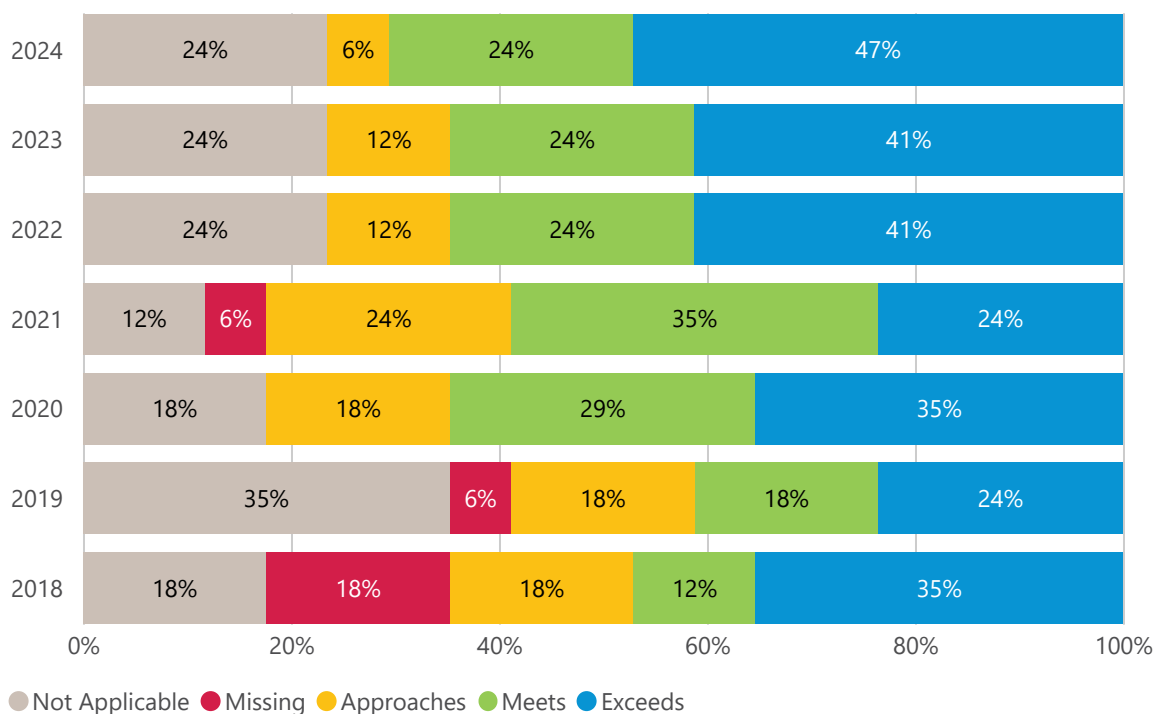
PERCENTAGE OF RATINGS MEETING/EXCEEDING REQUIREMENTS (NOT APPLICABLE RATINGS OMITTED)



In 2018, the performance of DSS was below the average of the UN Secretariat. In 2024, DSS achieved the highest performance compared with the averages of both the UN Secretariat and the overall UN System.

COMPARISON OF RATINGS WITHIN THE UN SYSTEM, 2024

In 2024, DSS exceeded more indicators than the average for both the UN Secretariat and the UN system. The entity rated twice the number of indicators as "not applicable" than the average.

COMPARISON OF RATINGS BY YEAR, ENTITY SPECIFIC, 2018-2024

From 2018 to 2024, DSS made notable progress by exceeding or meeting the requirements for a larger proportion of indicators.

In 2024, DSS improved upon its 2023 performance by exceeding the requirements for one additional indicator, marking its strongest UN-SWAP 2.0 performance to date.