

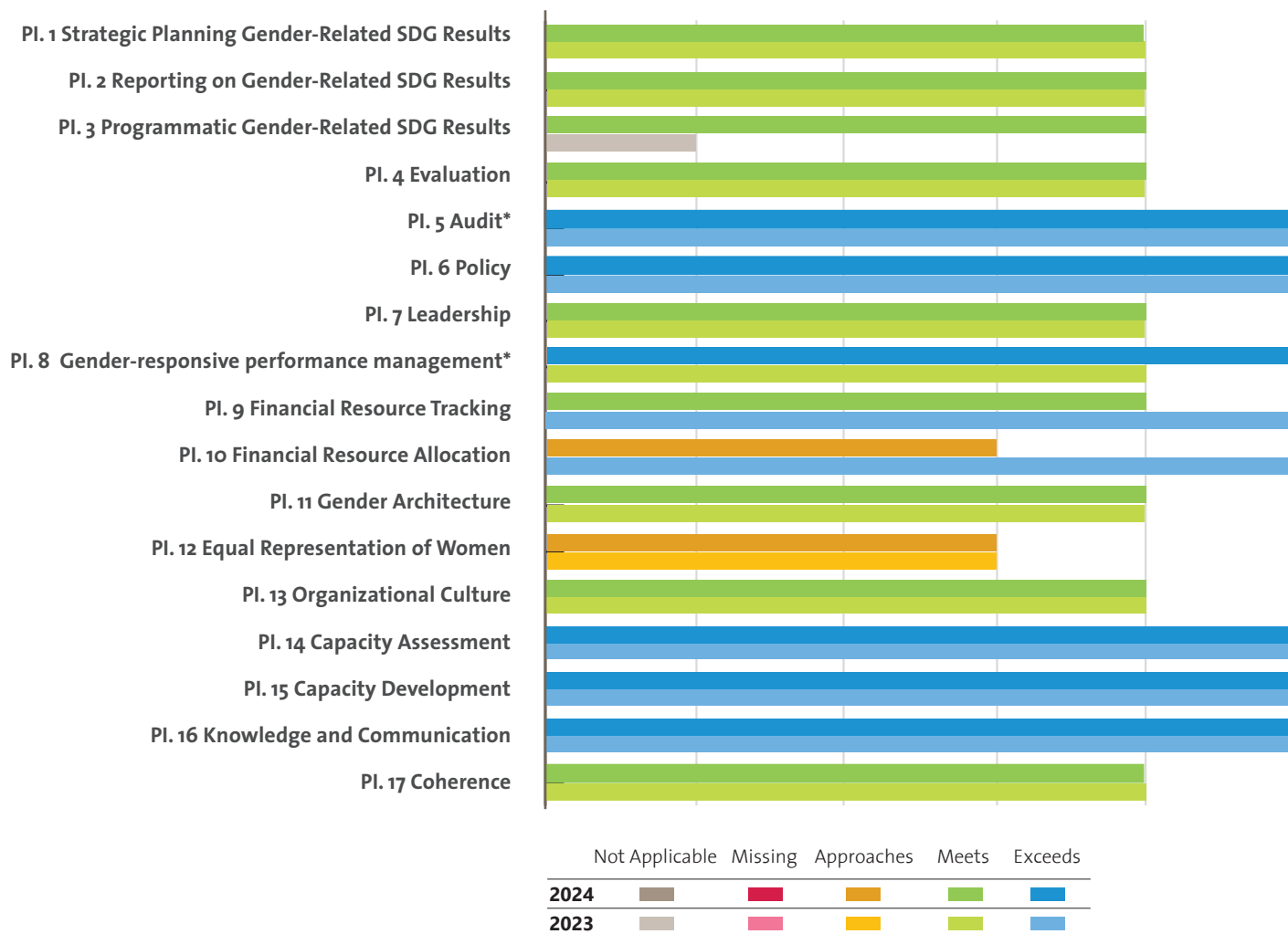
# UNITED NATIONS DEPARTMENT OF POLITICAL AND PEACEBUILDING AFFAIRS (DPPA)

## UN-SWAP 2.0 PERFORMANCE 2024

The following four pages capture DPPA's performance on UN-SWAP 2.0 indicators for 2024.

In 2024, DPPA met or exceeded the requirements for 15 out of 17 applicable performance indicators.

## UN-SWAP 2.0 PERFORMANCE BY INDICATOR (2023-2024)



## PERFORMANCE HIGHLIGHTS IN 2024

## Most significant gains

- DPPA consistently exceeded the requirements for six indicators and met the requirements for another nine indicators.

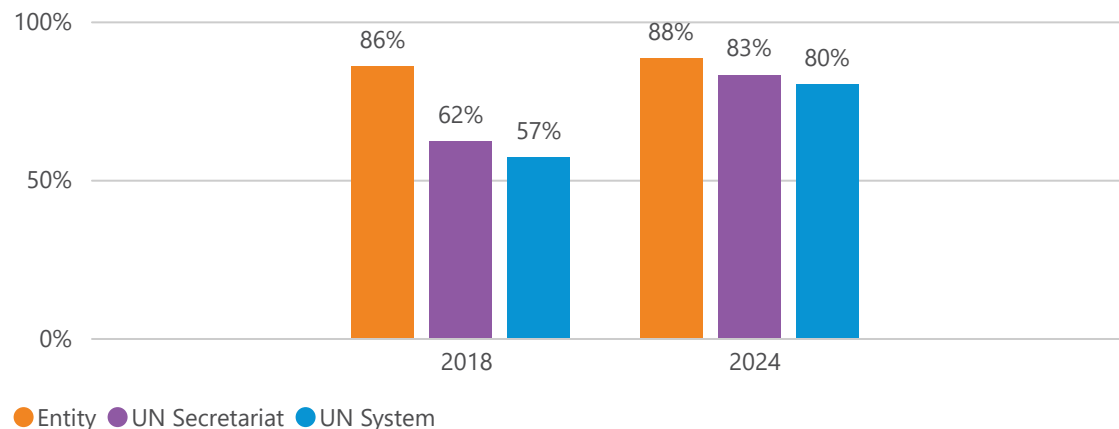
## Areas for improvement

- DPPA is encouraged to continue building upon its strong momentum, and to recapture the gains lost in the areas of Financial Resource Tracking and Allocation.

\* Performance Indicators 5 on Audit and 8 on Gender-responsive performance management are jointly reported for all UN Secretariat entities by OIOS and DMSPC, respectively.

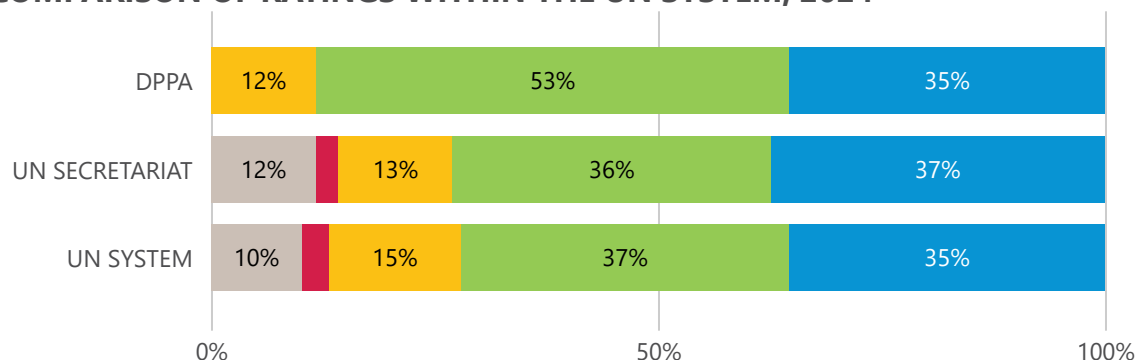
### COMPARISON OF OVERALL PERFORMANCE WITHIN THE UN SYSTEM, 2018-2024

PERCENTAGE OF RATINGS MEETING/EXCEEDING REQUIREMENTS (NOT APPLICABLE RATINGS OMITTED)



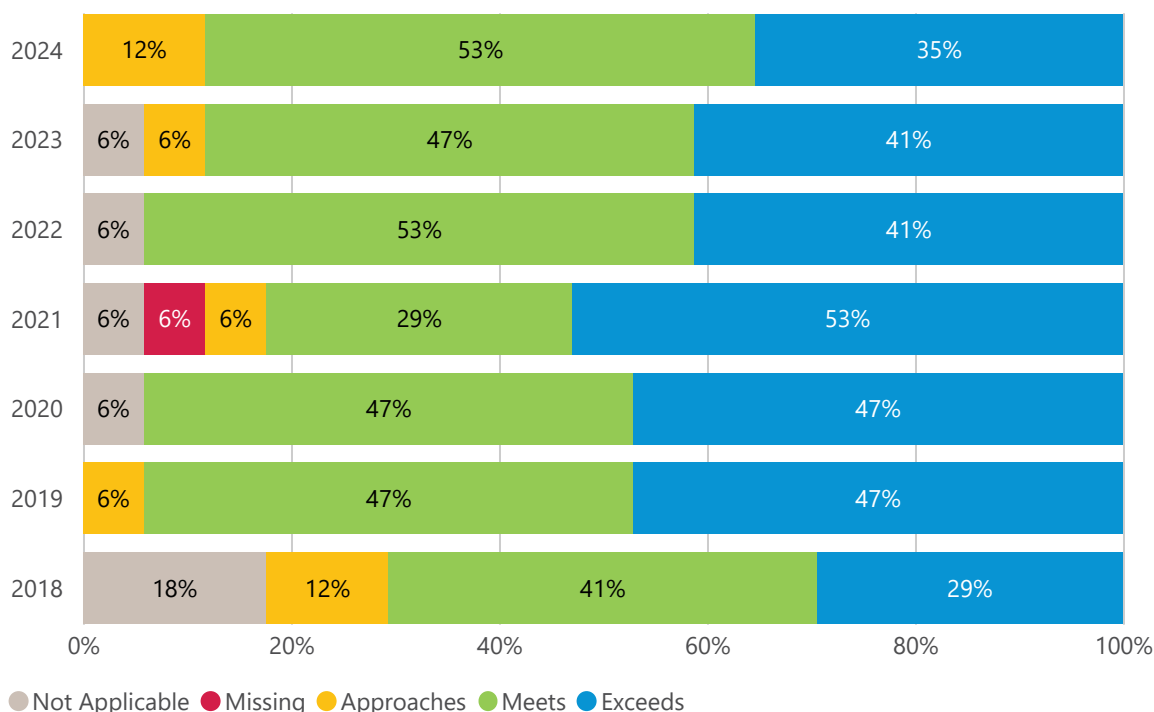
In both 2018 and 2024, DPPA maintained a strong performance that was above the averages for the UN Secretariat and the overall UN System.

### COMPARISON OF RATINGS WITHIN THE UN SYSTEM, 2024



In 2024, DPPA met the requirements for more indicators than similar entities and the overall UN System. Commendably, the entity did not miss the requirements for any indicators and assessed all indicators applicable.

### COMPARISON OF RATINGS BY YEAR, ENTITY SPECIFIC, 2018-2024



From 2018 to 2024, DPPA made significant progress by meeting or exceeding the requirements of more indicators.

In 2024, DPPA slightly trailed its 2023 performance, with one additional indicator rated as "approaching" requirements.