

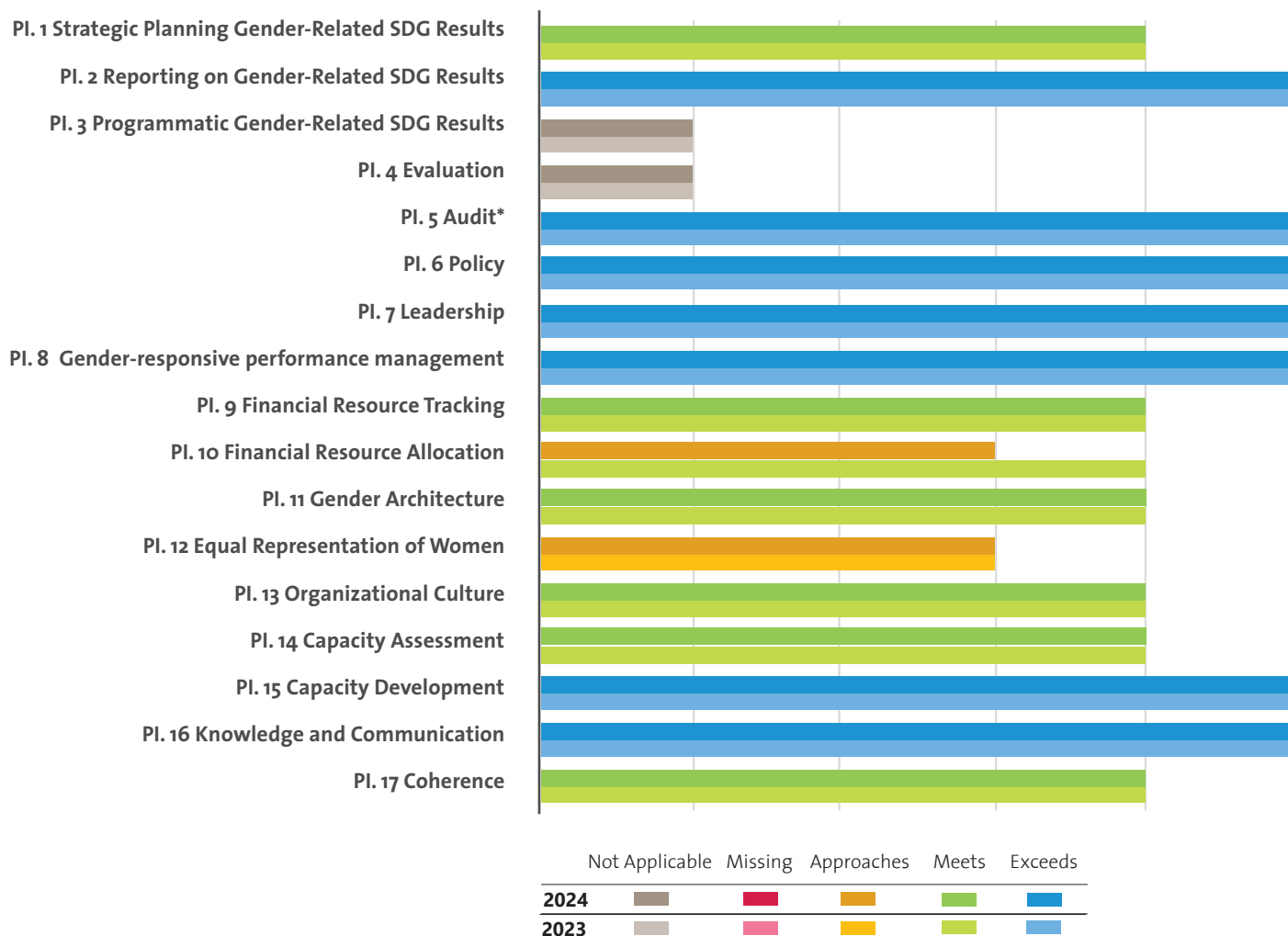
UNITED NATIONS DEPARTMENT OF PEACE OPERATIONS (DPO)

UN-SWAP 2.0 PERFORMANCE 2024

The following four pages capture DPO's performance on UN-SWAP 2.0 indicators for 2024.

In 2024, DPO met or exceeded the requirements for 13 out of 15 applicable performance indicators.

UN-SWAP 2.0 PERFORMANCE BY INDICATOR (2023-2024)



PERFORMANCE HIGHLIGHTS IN 2024

Most significant gains

- DPO exceeded the requirements for seven indicators and met them for another six indicators.

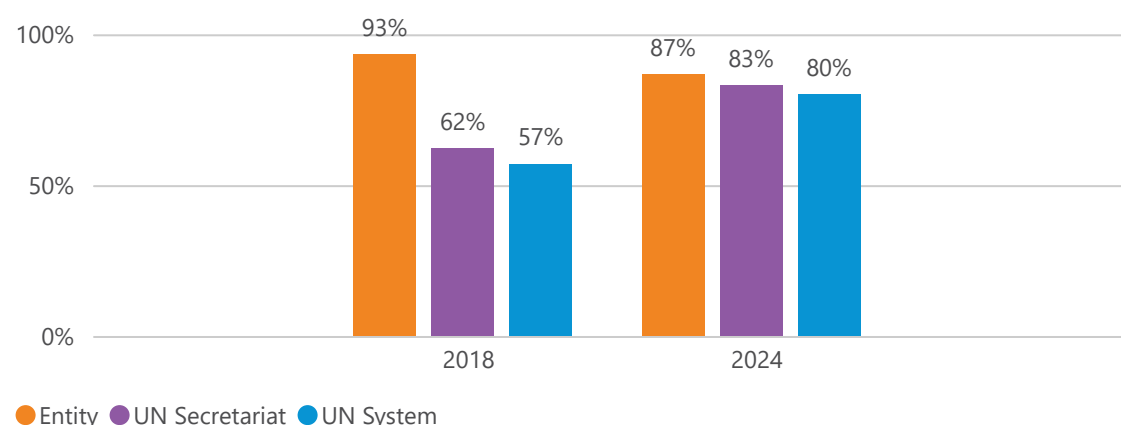
Areas for improvement

- UN Women encourages DPO to focus efforts on the only indicator that remains rated as approaching requirements, Equal Representation of Women.
- UN Women also encourages DPO to recapture the lost progress on the Financial Resource Allocation indicator.

* Performance Indicator 5 on Audit is jointly reported for all UN Secretariat entities by OIOS.

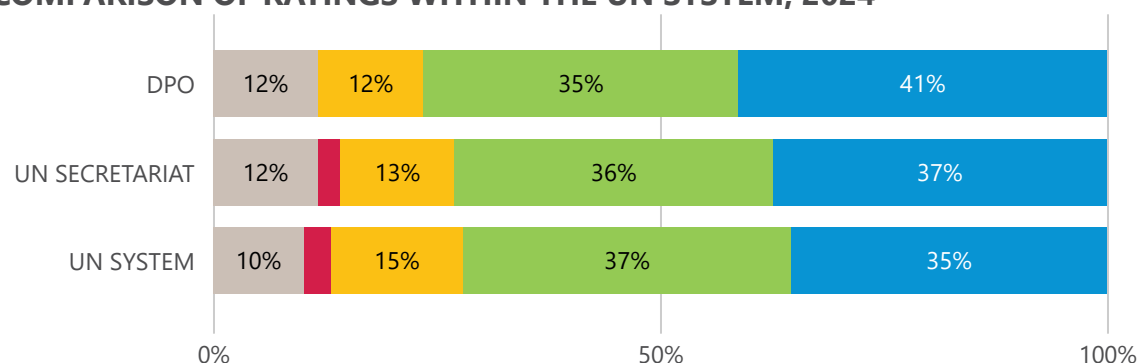
COMPARISON OF OVERALL PERFORMANCE WITHIN THE UN SYSTEM, 2018-2024

PERCENTAGE OF RATINGS MEETING/EXCEEDING REQUIREMENTS (NOT APPLICABLE RATINGS OMITTED)



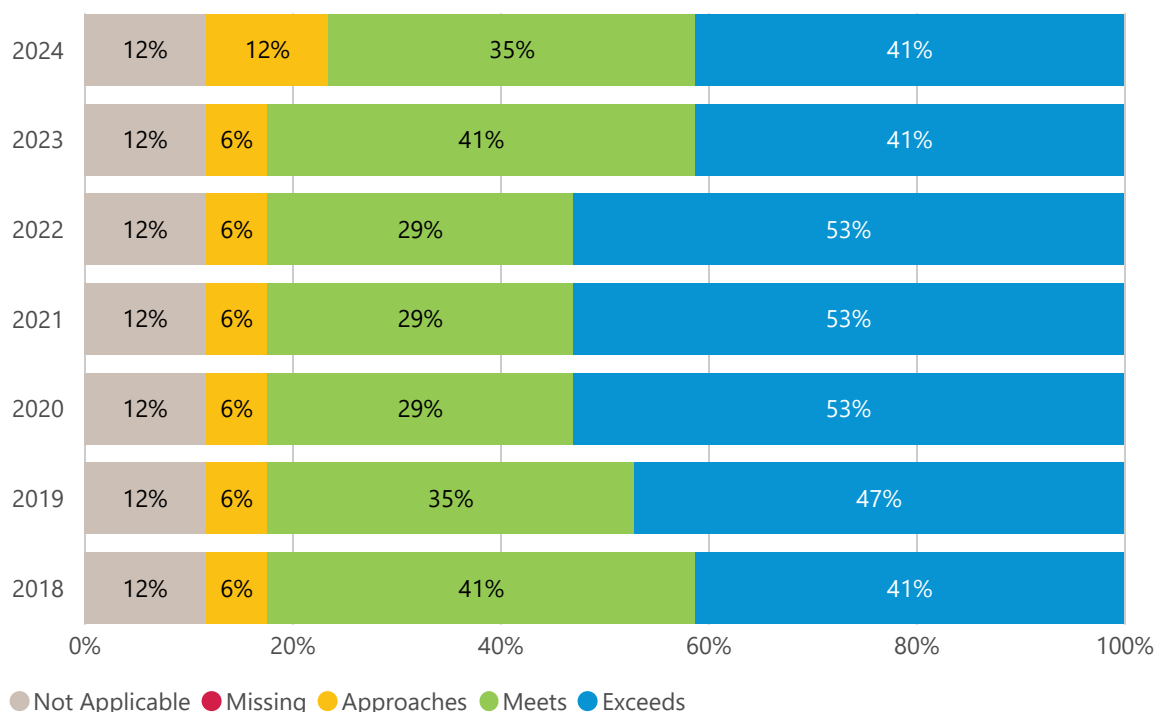
In both 2018 and 2024, DPO maintained a strong performance that was above the averages for the UN Secretariat and the overall UN System.

COMPARISON OF RATINGS WITHIN THE UN SYSTEM, 2024



In 2024, DPO exceeded the requirements for more indicators than similar entities and the overall UN System. The entity did not miss the requirements for any indicators.

COMPARISON OF RATINGS BY YEAR, ENTITY SPECIFIC, 2018-2024



From 2018 to 2024, DPO consistently maintained strong performance by meeting or exceeding the requirements of a great proportion of indicators applicable.

In 2024, DPO slightly trailed its 2023 performance, with one additional indicator rated as "approaching" requirements.