

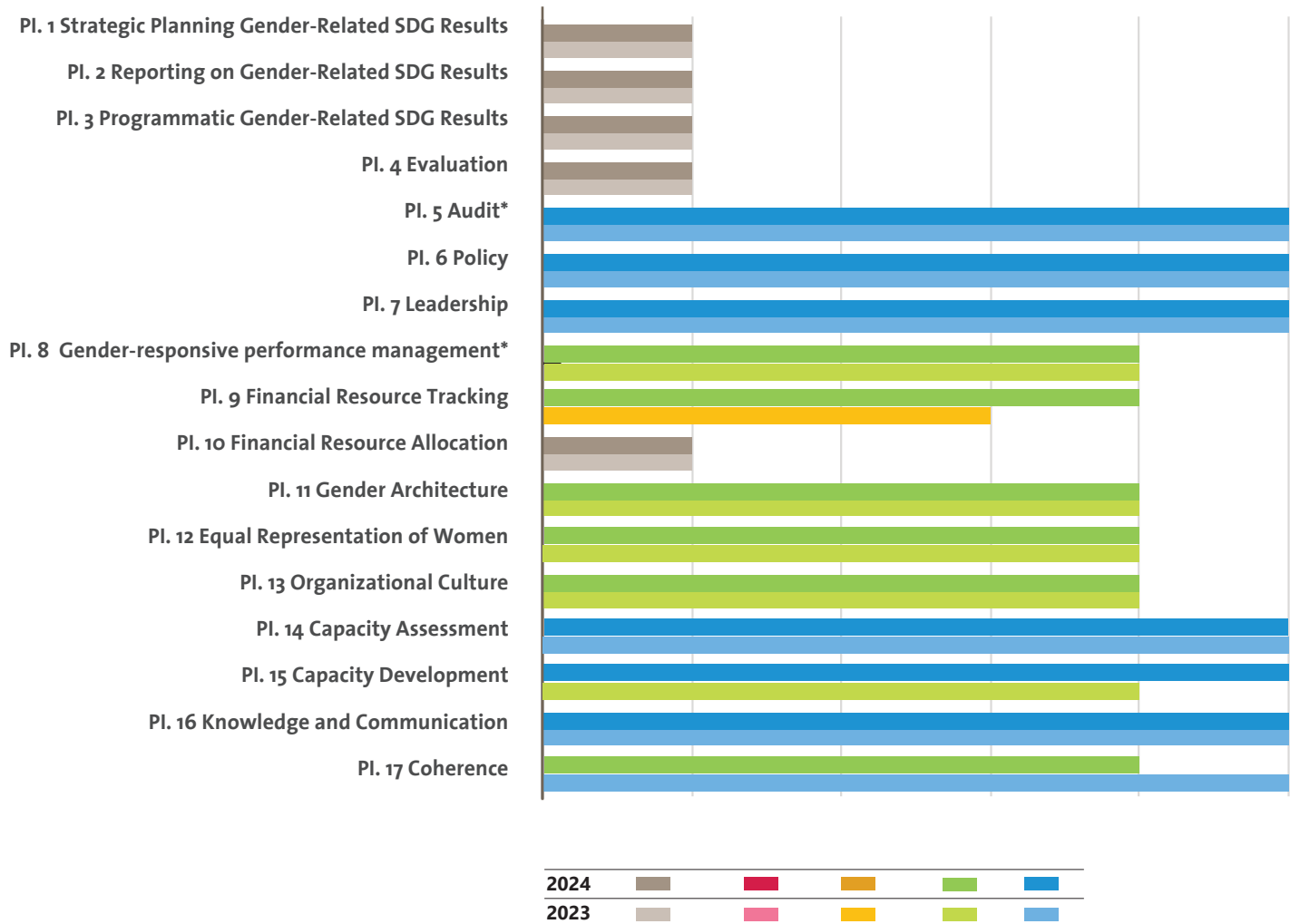
# UNITED NATIONS DEPARTMENT OF MANAGEMENT STRATEGY, POLICY AND COMPLIANCE (DMSPC)

## UN-SWAP 2.0 PERFORMANCE 2024

The following three pages capture DMSPC's performance on UN-SWAP 2.0 indicators for 2024.

In 2024, DMSPC met or exceeded the requirements for 12 out of 12 applicable performance indicators.

## UN-SWAP 2.0 PERFORMANCE BY INDICATOR (2023-2024)



### PERFORMANCE HIGHLIGHTS IN 2024

#### Most significant gains

- DMSPC exceeded the requirements for six indicators and met them for another six indicators.
- In 2024, DMSPC newly exceeded the requirements for the Capacity Development indicator and newly met requirements for the Financial Resource Tracking indicator.

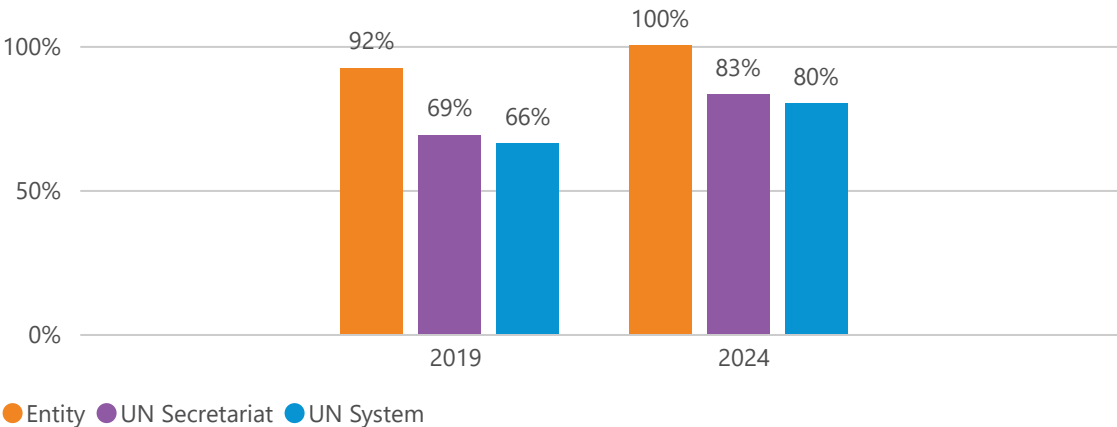
#### Areas for improvement

- UN Women encourages DMSPC to renew its efforts to regain its previous level of performance on the Coherence indicator.

\* Performance Indicator 5 on Audit is jointly reported for all UN Secretariat entities by OIOS and DMSPC, respectively.

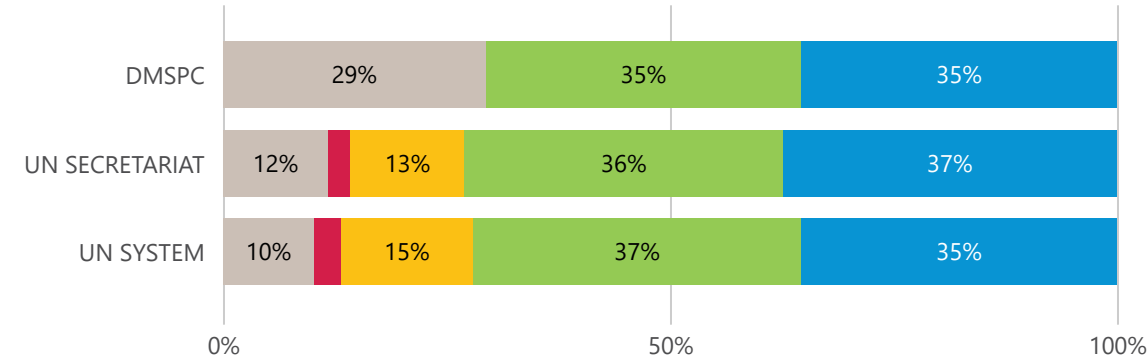
COMPARISON OF OVERALL PERFORMANCE WITHIN THE UN SYSTEM, 2019-2024

PERCENTAGE OF RATINGS MEETING/EXCEEDING REQUIREMENTS (NOT APPLICABLE RATINGS OMITTED)



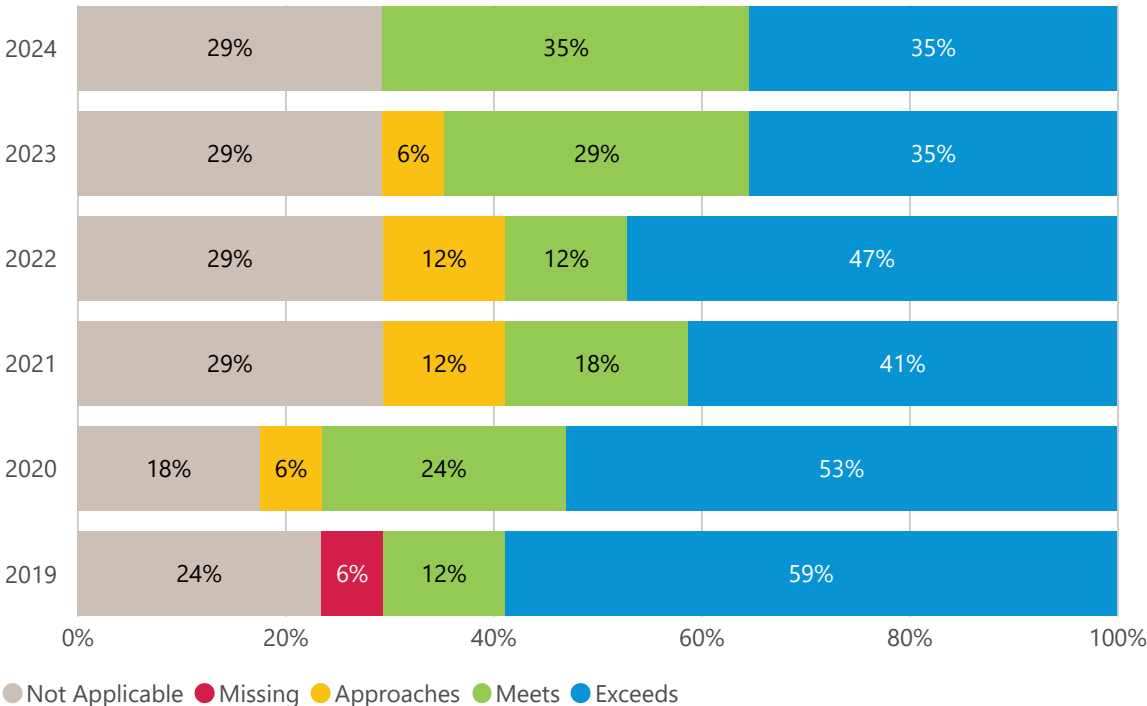
In both 2019 and 2024, DMSPC maintained a strong performance above the averages of the UN Secretariat and the overall UN System.

COMPARISON OF RATINGS WITHIN THE UN SYSTEM, 2024



As an entity with a mainly administrative focus, DMSPC rated more indicators as "not applicable", compared with the UN Secretariat and the overall UN System.

COMPARISON OF RATINGS BY YEAR, ENTITY SPECIFIC, 2019-2024



From 2019 to 2024, DMSPC maintained a similar share of indicators rated as "meeting" or "exceeding" requirements.

In 2024, DMSPC improved upon its 2023 performance by "meeting" one additional indicator, marking the strongest UN-SWAP 2.0 performance to date.