

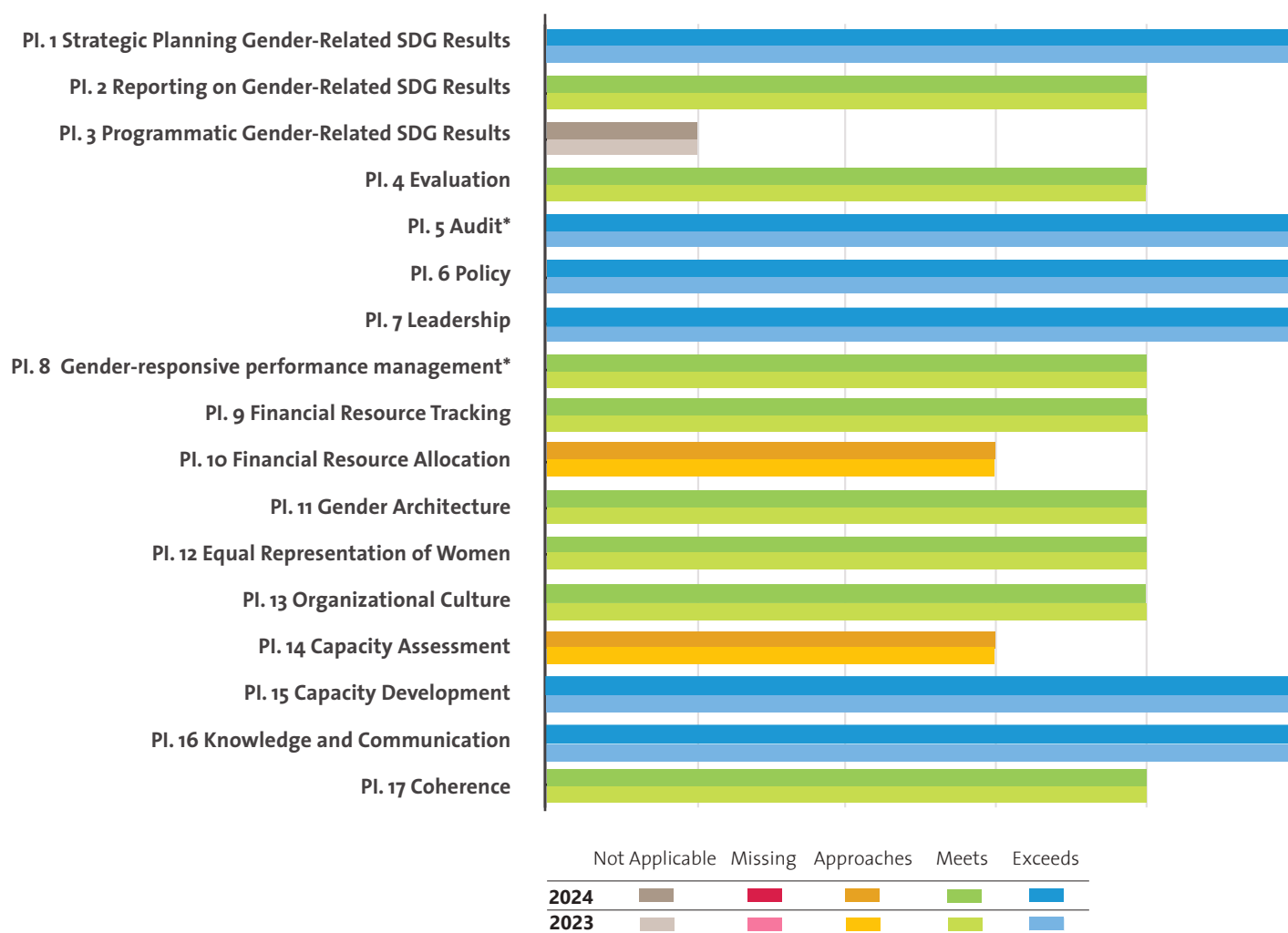
UNITED NATIONS DEVELOPMENT COORDINATION OFFICE (DCO)

UN-SWAP 2.0 PERFORMANCE 2024

The following three pages capture DCO's performance on UN-SWAP 2.0 indicators for 2024.

In 2024, DCO met or exceeded the requirements for 14 out of 16 applicable performance indicators.

UN-SWAP 2.0 PERFORMANCE BY INDICATOR (2023-2024)



PERFORMANCE HIGHLIGHTS IN 2024

Most significant gains

- DCO exceeded the requirements for six indicators and met the requirements for another eight indicators.

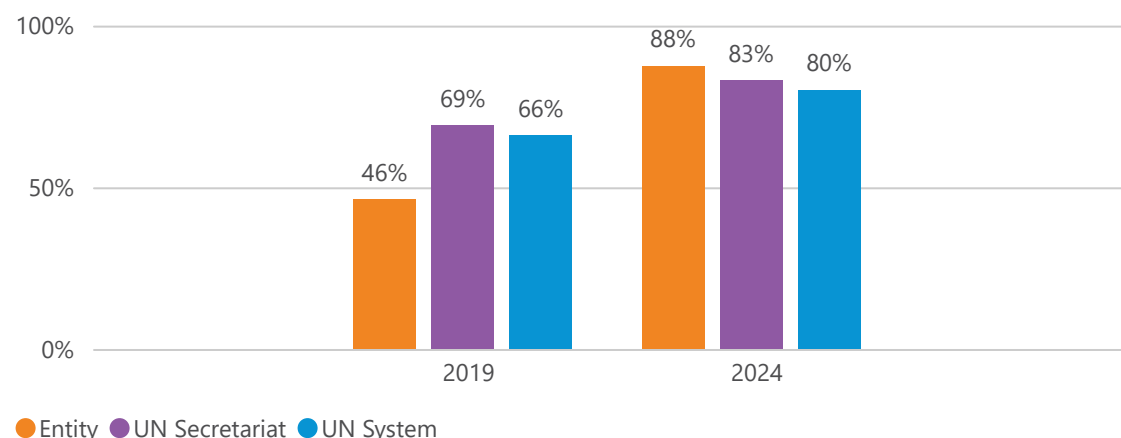
Areas for improvement

- UN Women encourages DCO to focus on the two indicators currently rated as approaching requirements: Financial Resource Allocation and Capacity Assessment.

* Performance Indicators 5 on Audit and 8 on Gender-responsive performance management are jointly reported for all UN Secretariat entities by OIOS and DMSPC, respectively.

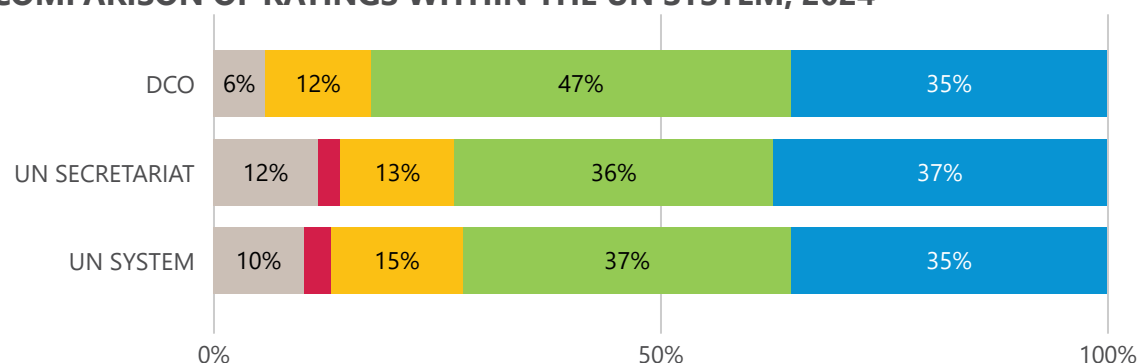
COMPARISON OF OVERALL PERFORMANCE WITHIN THE UN SYSTEM, 2019-2024

PERCENTAGE OF RATINGS MEETING/EXCEEDING REQUIREMENTS (NOT APPLICABLE RATINGS OMITTED)



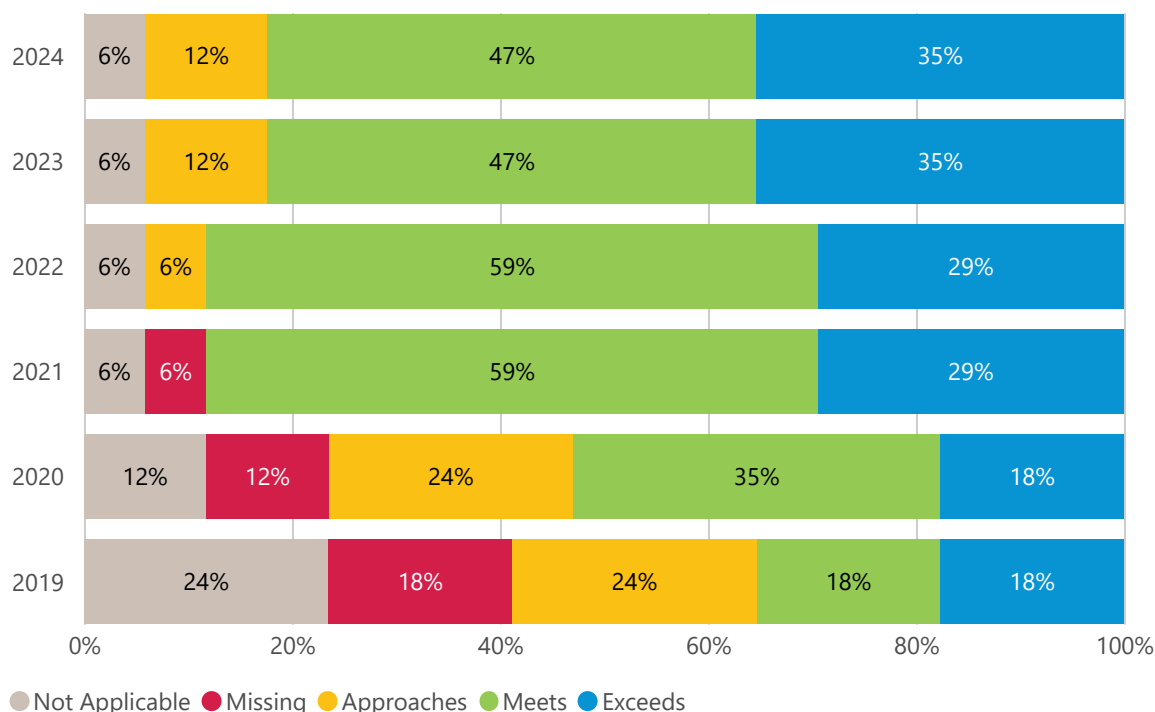
In 2019, the UN Secretariat entities and the overall UN System outperformed DCO on average. In 2024, DCO outperformed the averages of all others in the comparison.

COMPARISON OF RATINGS WITHIN THE UN SYSTEM, 2024



In 2024, DCO met the requirements for more indicators than the UN Secretariat and the overall UN System on average. The entity did not miss the requirements for any indicators.

COMPARISON OF RATINGS BY YEAR, ENTITY SPECIFIC, 2019-2024



From 2019 to 2024, DCO sustained solid progress by meeting and exceeding the requirements for significantly greater proportion of indicators.

In 2024, the entity maintained the same level of performance as in 2023.